Conducting ONLINE classes using OBS & YouTube LIVE

Dr. B. Hema Kumar,

www.hemakumar.in

https://www.youtube.com/channel/UCO_bz5Fo1qHjK32Kvd0VWlg

Conducting ONLINE classes using OBS & YouTube LIVE by Dr. B. HEMA KUMAR is licensed under a Creative Commons Attribution 4.0 International License.



3,92,000 Results Date Language Region

Open Broadcaster Software® | OBS

https://obsproject.com

High performance real time video/audio capturing and mixing. Create scenes made up of multiple sources including window captures, images, text, browser windows, webcams, capture cards and more. Set up an unlimited number of scenes you can switch between seamlessly via custom transitions.

Download

Download. OBS (Open Broadcaster Software) is free and open source software for video ...

Resources

Resources. Categories Categories. OBS Studio Plugins 79. Themes 13. Tools 208. Scripts ...

Contribute

Open Collective contributions go to a communal fund used to support core ...

Forum

Guides for OBS itself, or other various streaming related activities. All Versions ...

Estimator

Estimator | OBS. OBS (Open Broadcaster Software) is free and open source software ...

OBS Studio 21.0 Released

21.0.2 macOS Release Fixed an issue with Qt 5.10 moving the macOS theme to a plugin ...

Community Chat

Community Chat. The OBS Project is a group effort created, maintained, and supported by ...

Magyar

Open Broadcaster Software® | OBS. OBS (Open Broadcaster Software) is free and ...

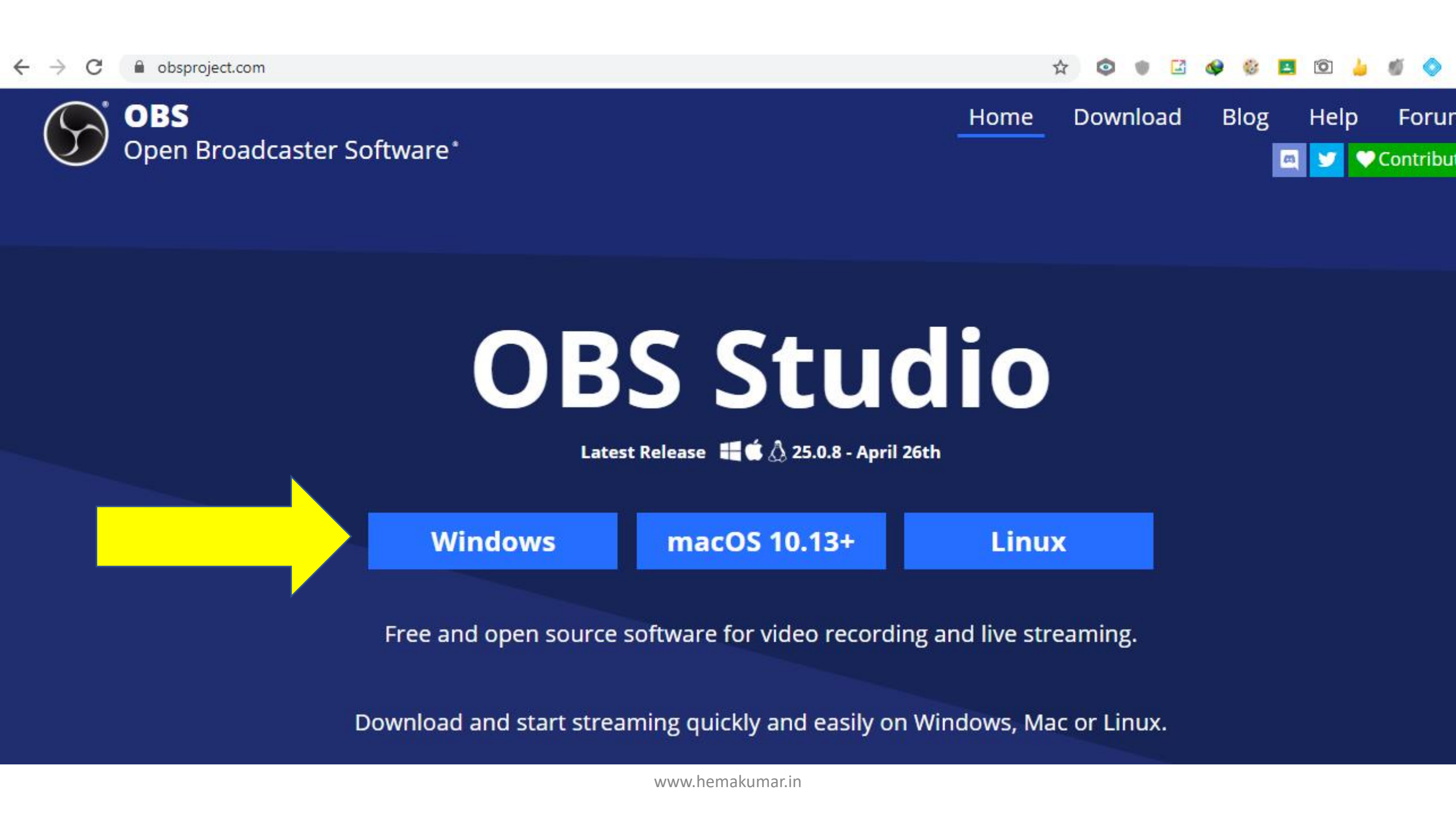
obsproject.com
OBS
Open Broadcaster Software
Home
Download
Blog
Help
Forur
Contribut
OBS Studio
Latest Release
25.0.8 - April 26th
Windows
macOS 10.13+
Linux
Free and open source software for video recording and live streaming.
Download and start streaming quickly and easily on Windows, Mac or Linux.

OBS
Open Broadcaster Software

Home Download Blog Help Forum

Contribute

Thank you for downloading OBS Studio!

Problems with the downloa

Getting Started

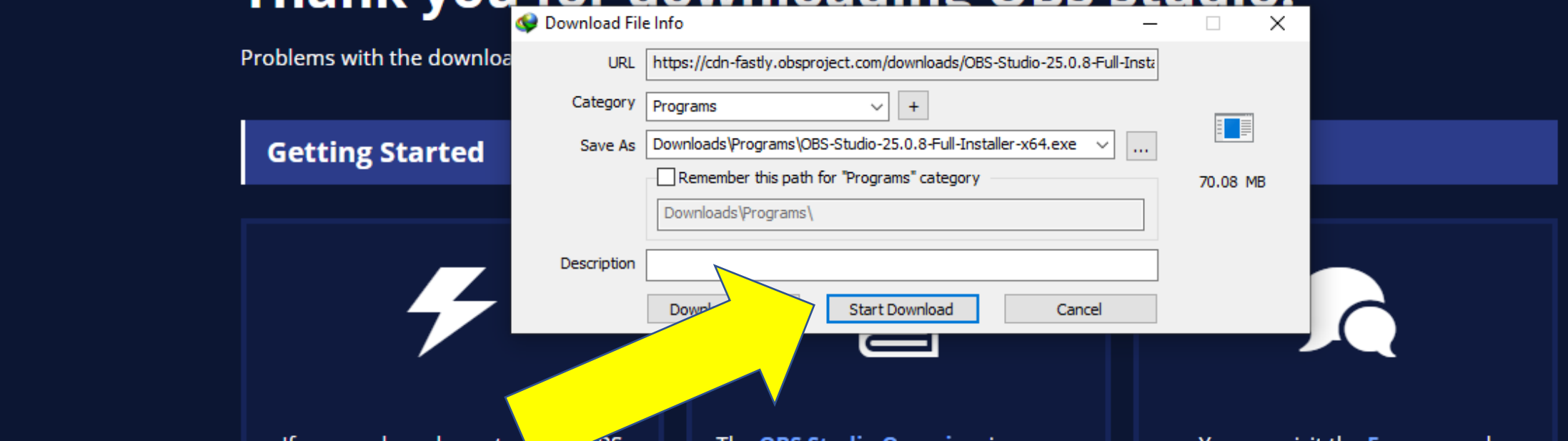

If you are brand new to [illegible] OBS please check out the **OBS Studio Quickstart Guide**. It can get you up and running in 4 easy steps!

The **OBS Studio Overview** is a more detailed breakdown of the features in OBS Studio for new and veteran users alike.

You can visit the **Forums** and **Community Discord** with any questions or issues you have.

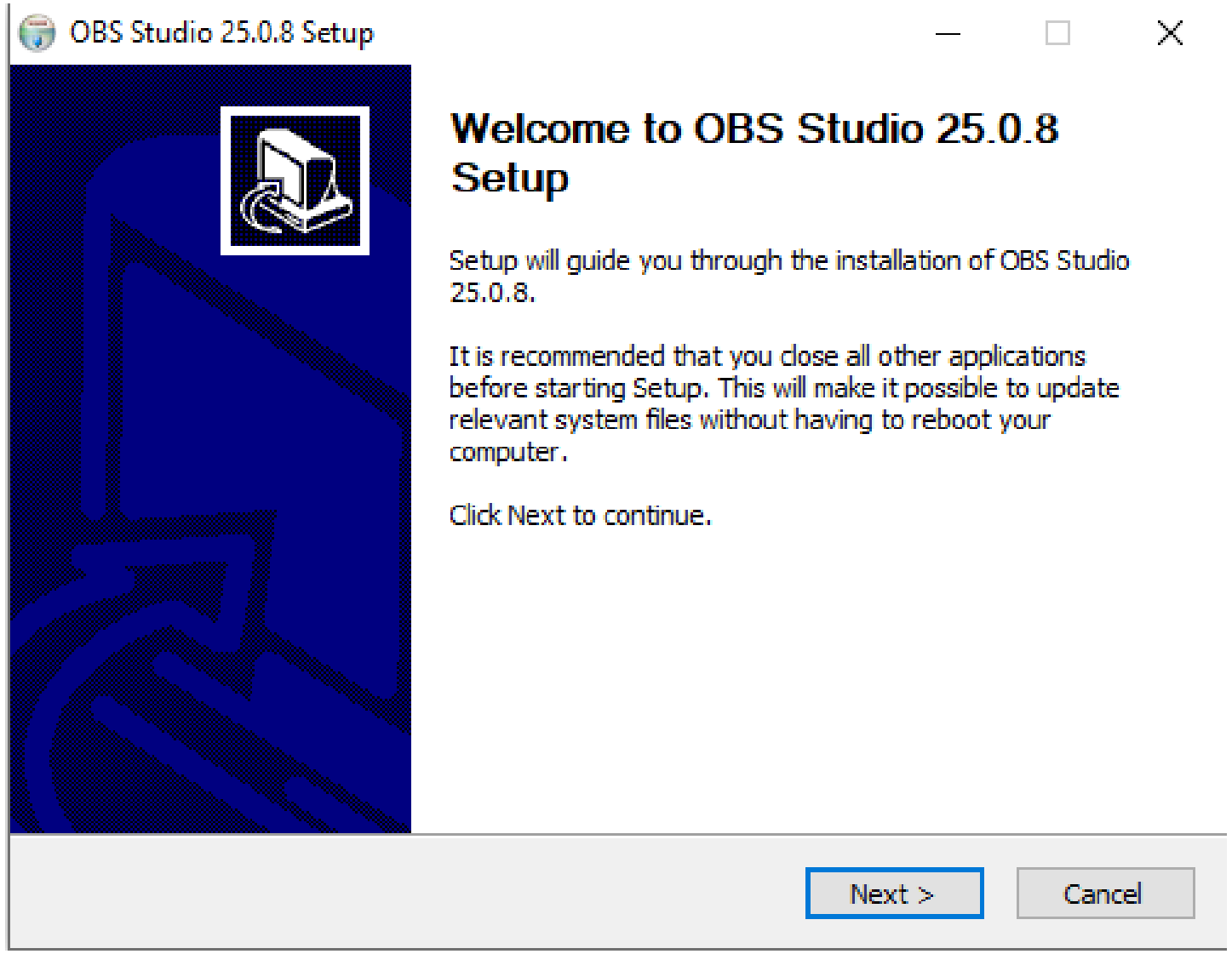
OBS Studio 25.0.8 Setup
Welcome to OBS Studio 25.0.8 Setup
Setup will guide you through the installation of OBS Studio 25.0.8.
It is recommended that you close all other applications before starting Setup. This will make it possible to update relevant system files without having to reboot your computer.
Click Next to continue.
Next >
Cancel

INSTALL

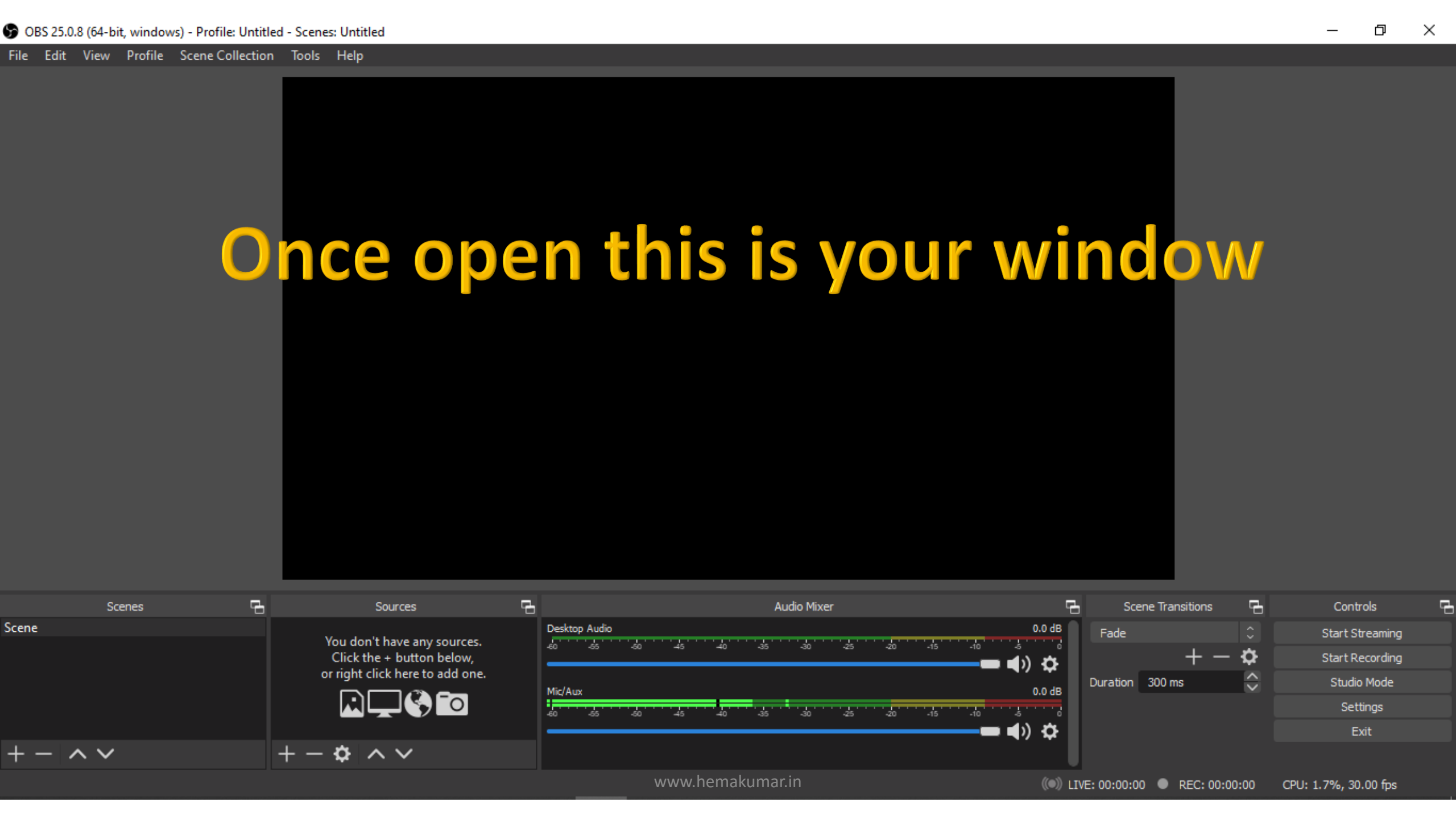
OBS 25.0.8 (64-bit, windows) - Profile: Untitled - Scenes: Untitled
File Edit View Profile Scene Collection Tools Help
Once open this is your window
Scenes
Scene
Sources
You don't have any sources.
Click the + button below,
or right click here to add one.
Audio Mixer
Desktop Audio
0.0 dB
Mic/Aux
0.0 dB
Scene Transitions
Fade
Duration
300 ms
Controls
Start Streaming
Start Recording
Studio Mode
Settings
Exit
www.hemakumar.in
LIVE: 00:00:00
REC: 00:00:00
CPU: 1.7%, 30.00 fps

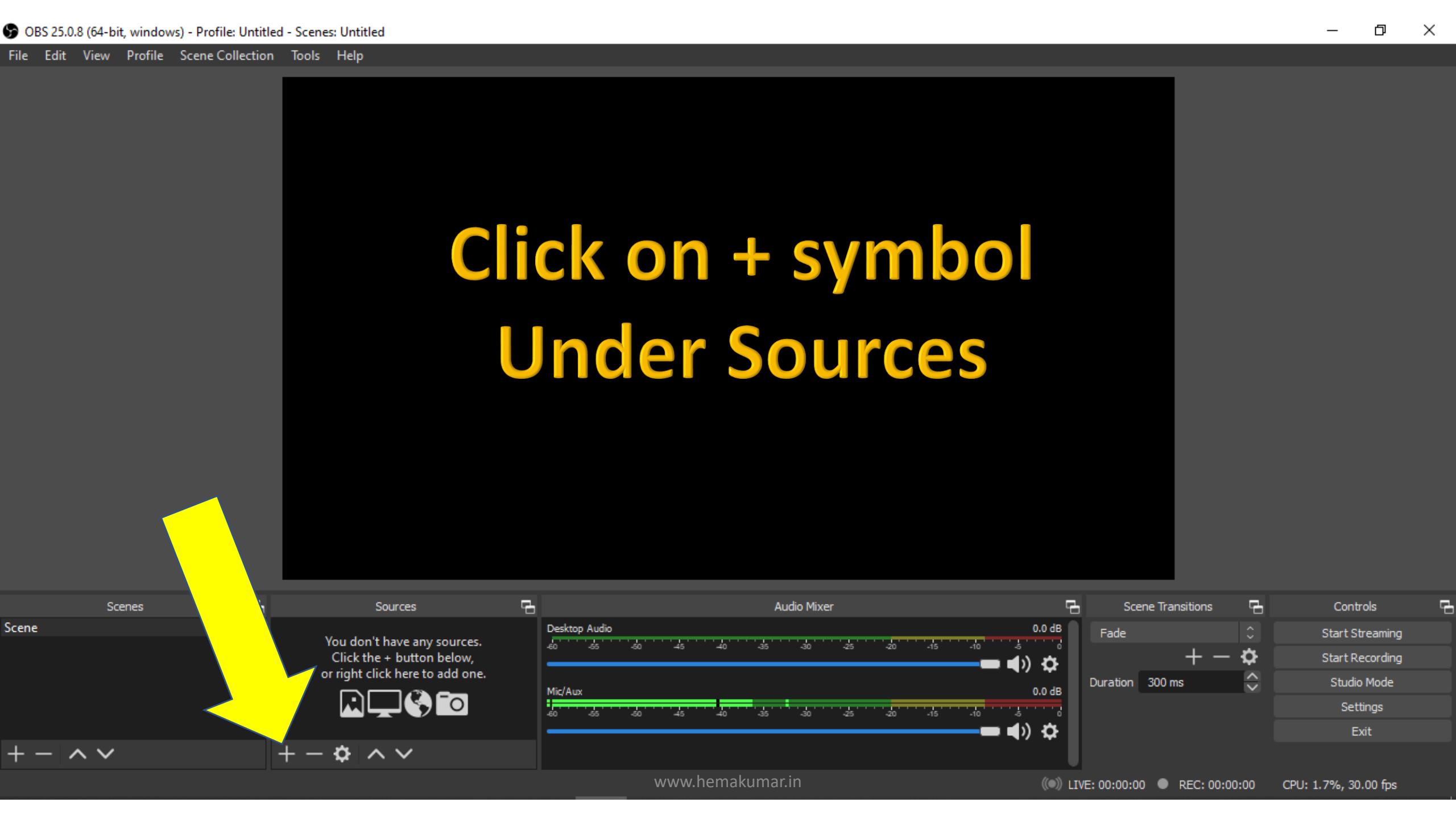
OBS 25.0.8 (64-bit, windows) - Profile: Untitled - Scenes: Untitled
File Edit View Profile Scene Collection Tools Help
Click on + symbol
Under Sources
Scenes
Scene
Sources
You don't have any sources.
Click the + button below,
or right click here to add one.
Audio Mixer
Desktop Audio
0.0 dB
Mic/Aux
0.0 dB
Scene Transitions
Fade
Duration
300 ms
Controls
Start Streaming
Start Recording
Studio Mode
Settings
Exit
www.hemakumar.in
LIVE: 00:00:00
REC: 00:00:00
CPU: 1.7%, 30.00 fps

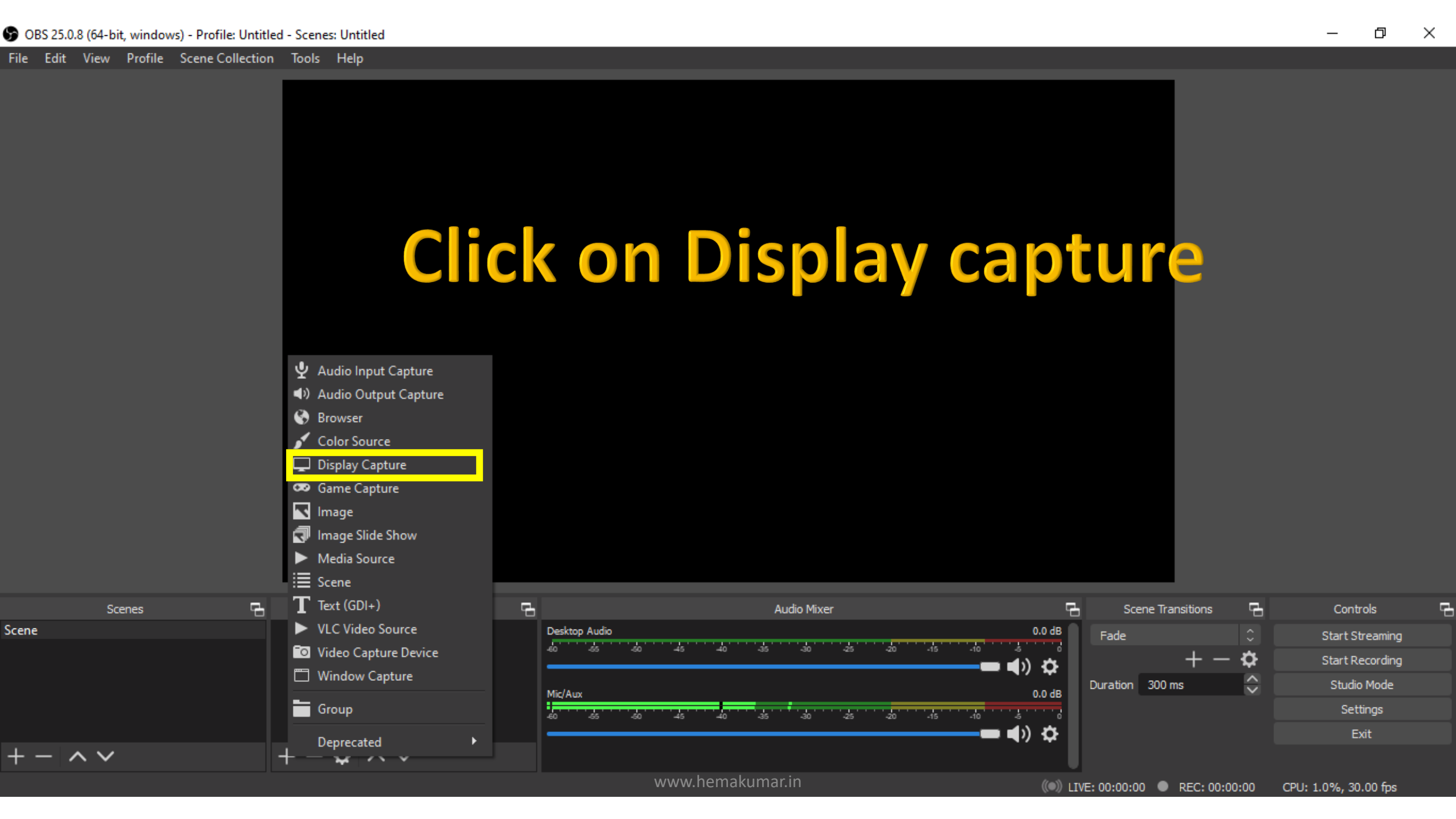
OBS 25.0.8 (64-bit, windows) - Profile: Untitled - Scenes: Untitled
File
Edit
View
Profile
Scene Collection
Tools
Help
Click on Display capture
Audio Input Capture
Audio Output Capture
Browser
Color Source
Display Capture
Game Capture
Image
Image Slide Show
Media Source
Scene
Text (GDI+)
VLC Video Source
Video Capture Device
Window Capture
Group
Deprecated
Scenes
Scene
Audio Mixer
Desktop Audio
0.0 dB
Mic/Aux
0.0 dB
Scene Transitions
Fade
Duration
300 ms
Controls
Start Streaming
Start Recording
Studio Mode
Settings
Exit
www.hemakumar.in
LIVE: 00:00:00
REC: 00:00:00
CPU: 1.0%, 30.00 fps

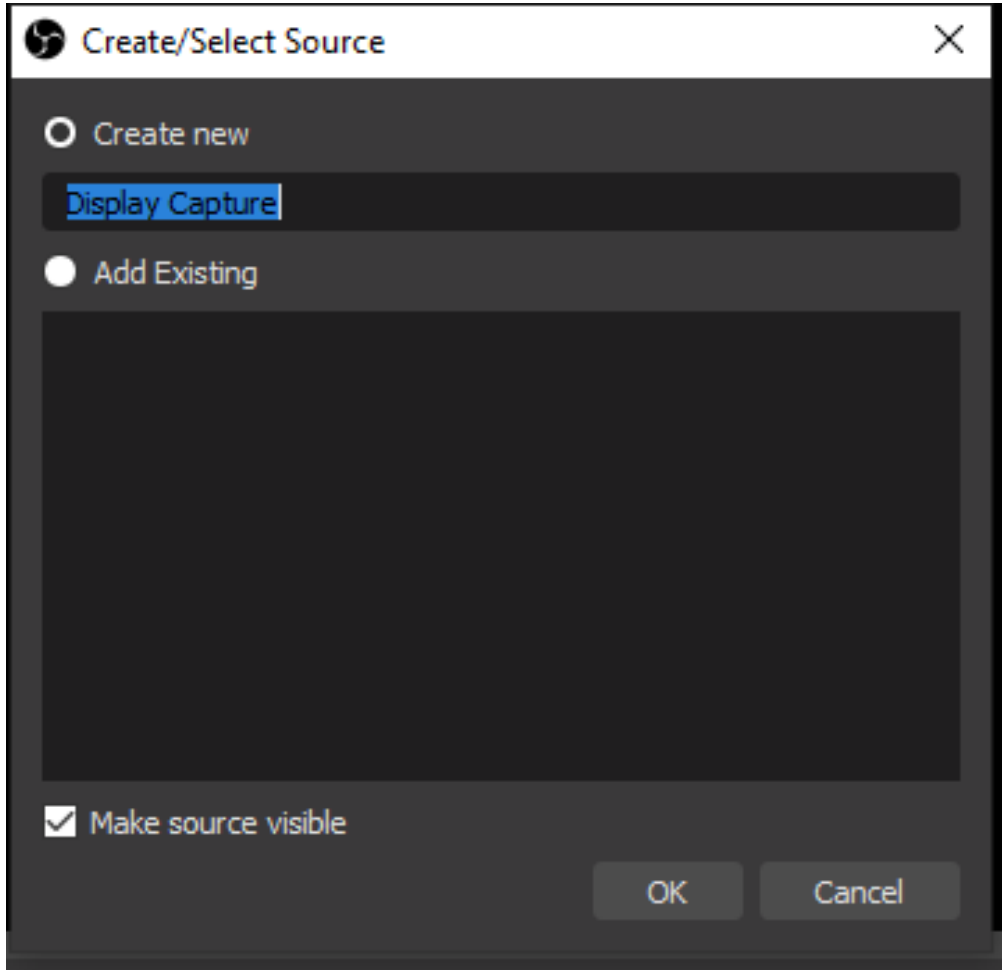

Window pops up

PRESS OK

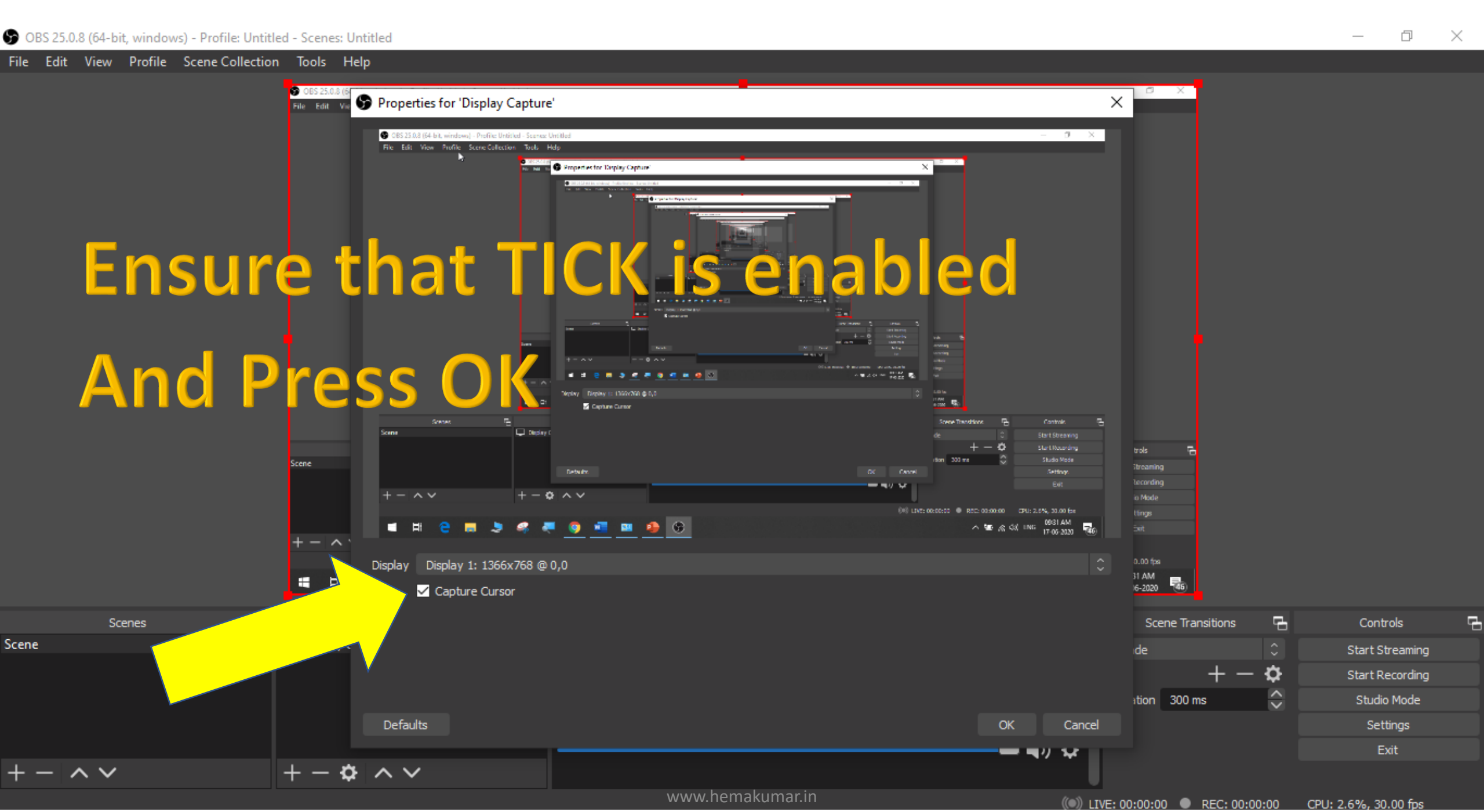
OBS 25.0.8 (64-bit, windows) - Profile: Untitled - Scenes: Untitled
File Edit View Profile Scene Collection Tools Help
Properties for 'Display Capture'
Ensure that TICK is enabled
And Press OK
Display
Display 1: 1366x768 @ 0,0
Capture Cursor
Defaults
OK
Cancel
Scenes
Scene
Scene Transitions
Controls
Start Streaming
Start Recording
Studio Mode
Settings
Exit
300 ms
LIVE: 00:00:00
REC: 00:00:00
CPU: 2.6%, 30.00 fps
www.hemakumar.in

OBS 25.0.8 (64-bit, windows) - Profile: Untitled - Scenes: Untitled

File Edit View Profile Scene Collection Tools Help

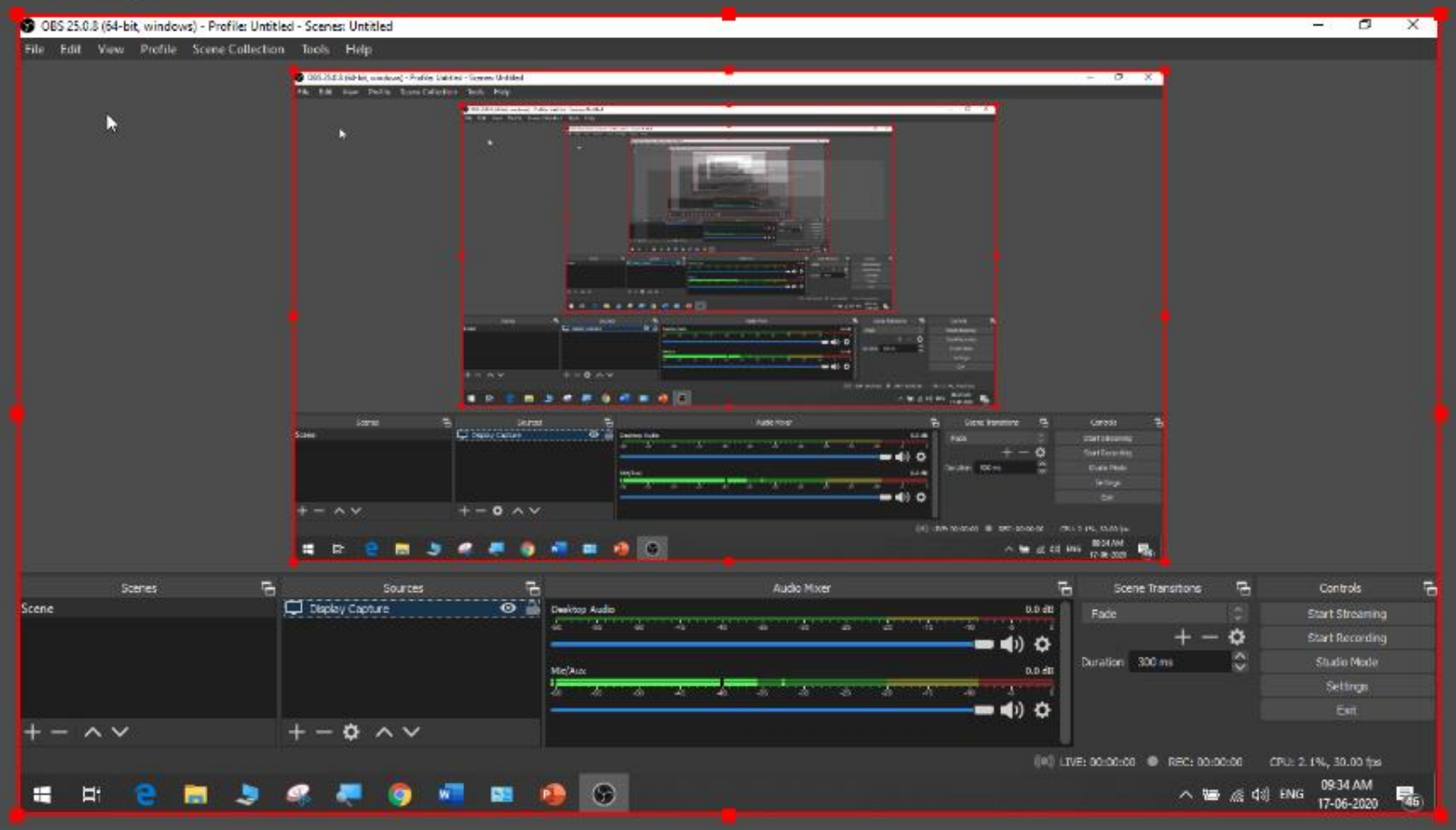

Scenes

Scene

Sources

Display Capture

Audio Mixer

Desktop Audio 0.0 dB

Mic/Aux 0.0 dB

Scene Transitions

Fade

Duration 300 ms

Controls

Start Streaming

Start Recording

Studio Mode

Settings

Exit

www.hemakumar.in

LIVE: 00:00:00 REC: 00:00:00 CPU: 2.1%, 30.00 fps

OBS 25.0.8 (64-bit, windows) - Profile: Untitled - Scenes: Untitled

File Edit View Profile Scene Collection Tools Help

Again Click on + symbol Under Sources

Scenes

Scene

Sources

You don't have any sources.
Click the + button below,
or right click here to add one.

Audio Mixer

Desktop Audio 0.0 dB

Mic/Aux 0.0 dB

Scene Transitions

Fade

Duration 300 ms

Controls

Start Streaming

Start Recording

Studio Mode

Settings

Exit

www.hemakumar.in

LIVE: 00:00:00 REC: 00:00:00 CPU: 1.7%, 30.00 fps

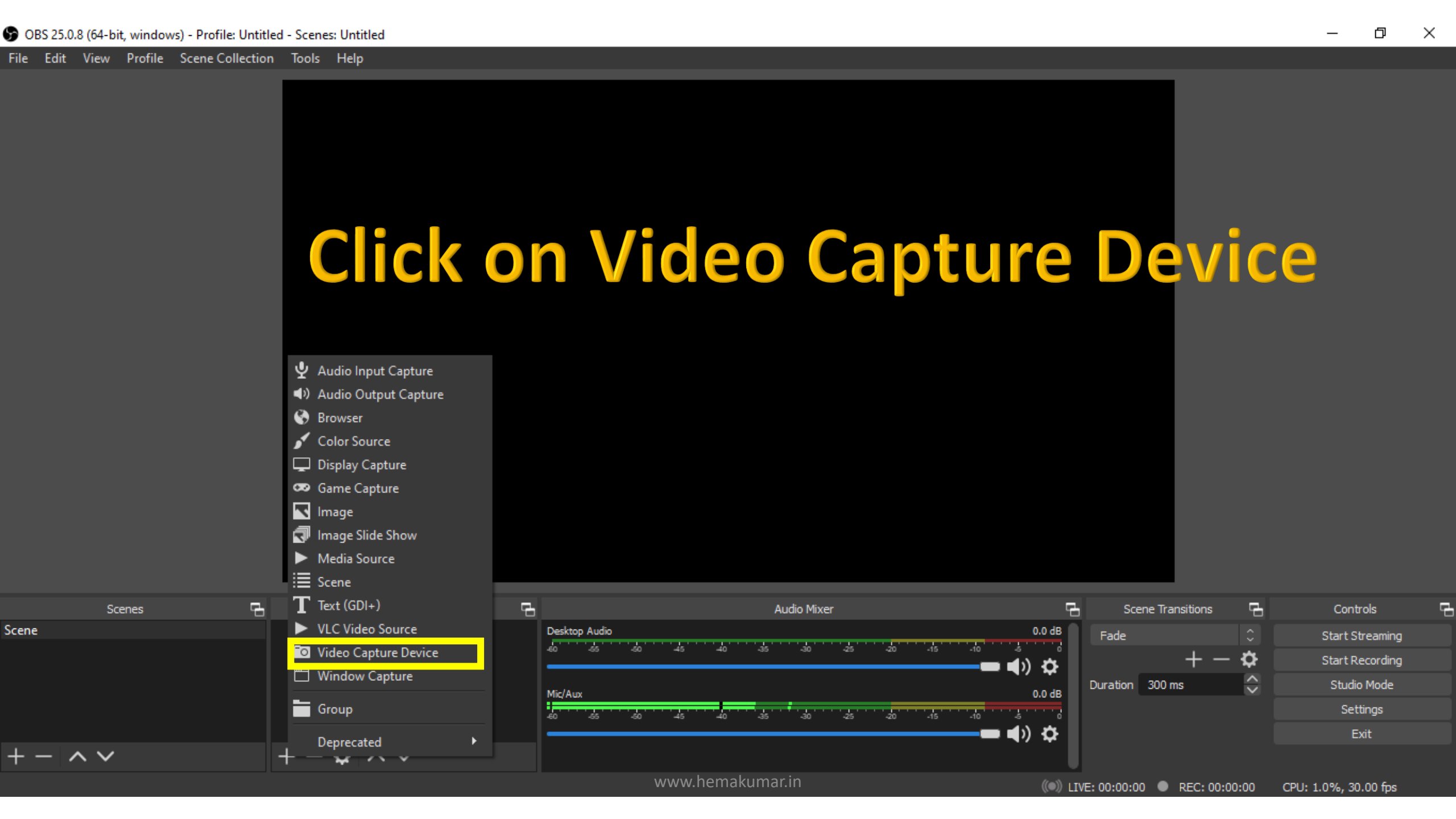
OBS 25.0.8 (64-bit, windows) - Profile: Untitled - Scenes: Untitled
File Edit View Profile Scene Collection Tools Help
Click on Video Capture Device
Audio Input Capture
Audio Output Capture
Browser
Color Source
Display Capture
Game Capture
Image
Image Slide Show
Media Source
Scene
Text (GDI+)
VLC Video Source
Video Capture Device
Window Capture
Group
Deprecated
Scenes
Scene
Audio Mixer
Desktop Audio
0.0 dB
Mic/Aux
0.0 dB
Scene Transitions
Fade
Duration
300 ms
Controls
Start Streaming
Start Recording
Studio Mode
Settings
Exit
www.hemakumar.in
LIVE: 00:00:00
REC: 00:00:00
CPU: 1.0%, 30.00 fps

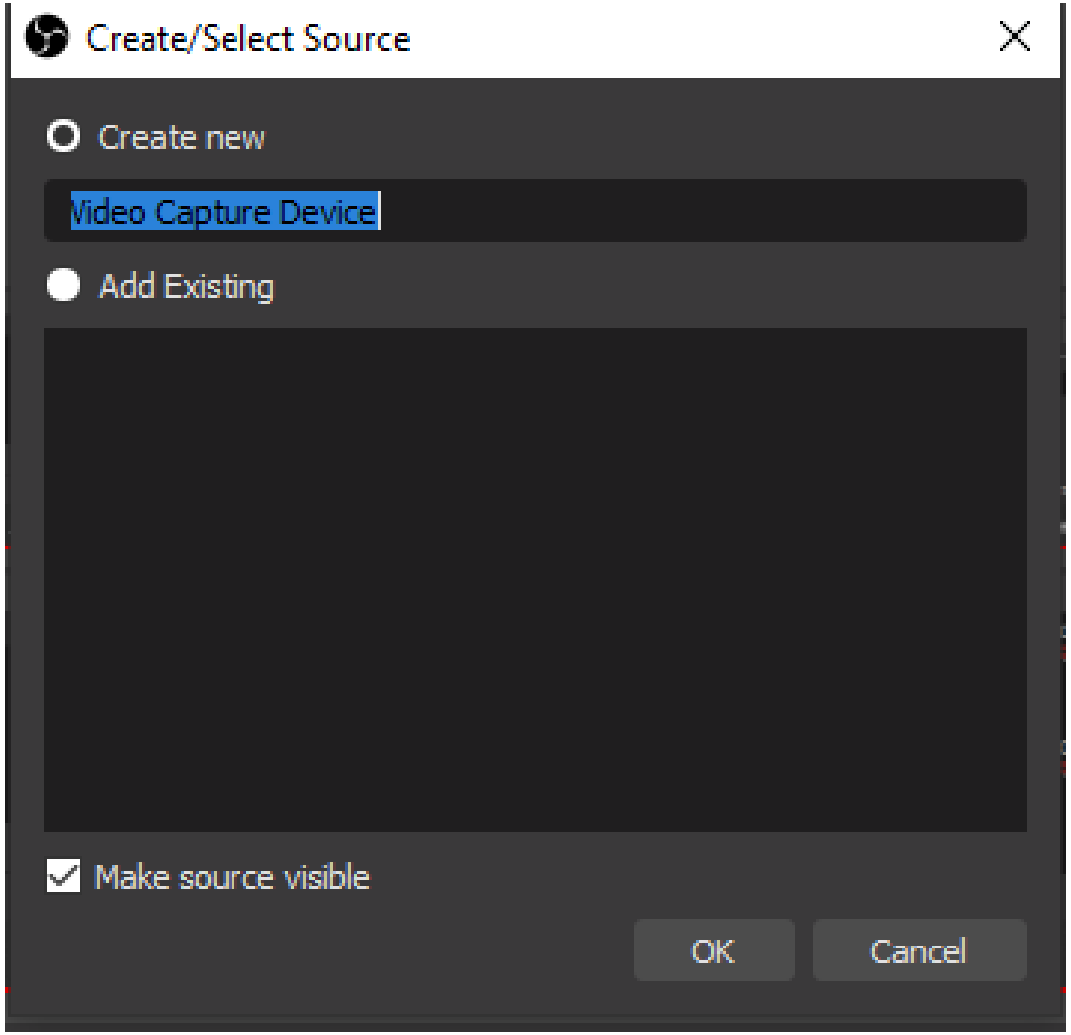

Window pops up

PRESS OK

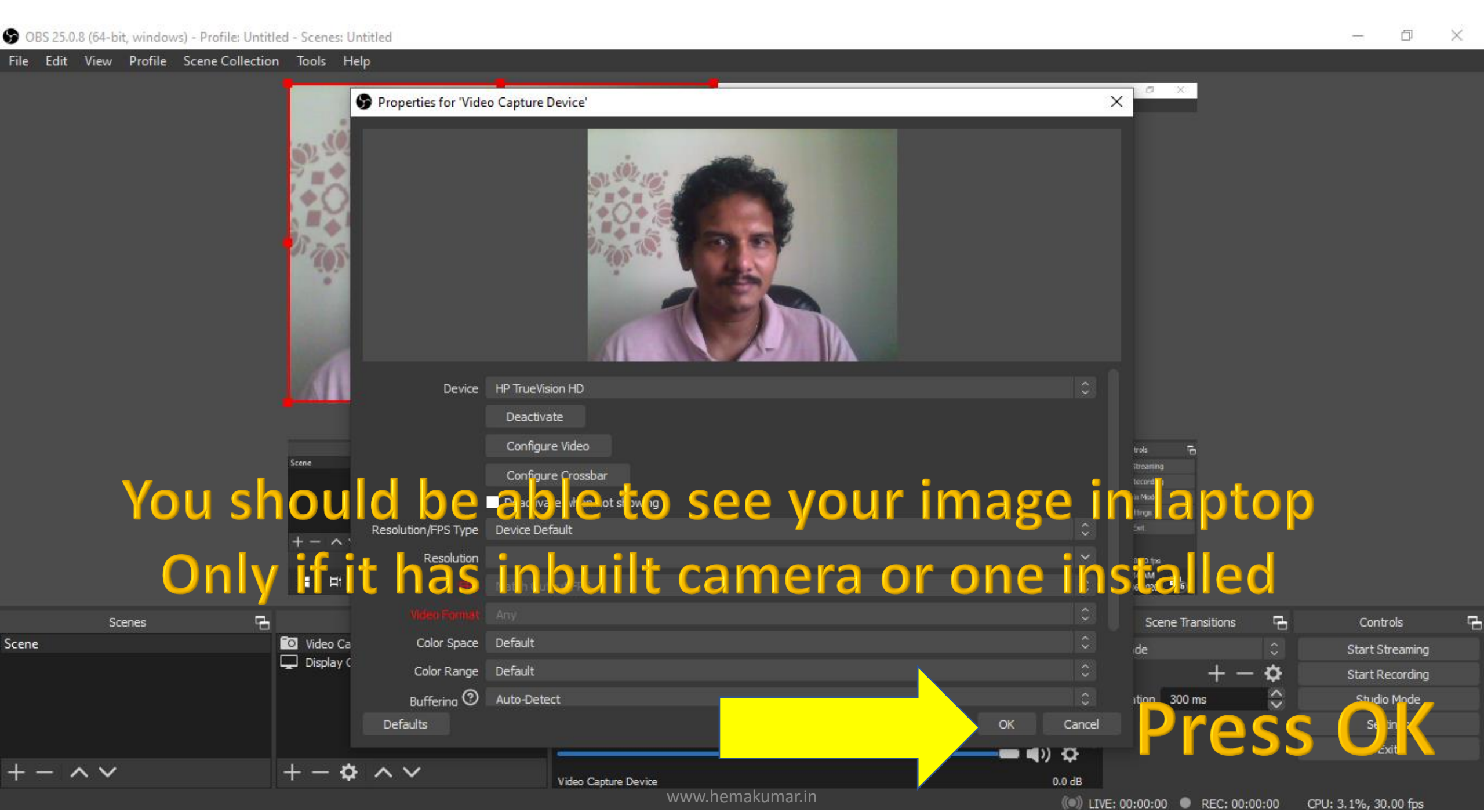
OBS 25.0.8 (64-bit, windows) - Profile: Untitled - Scenes: Untitled
File Edit View Profile Scene Collection Tools Help
Properties for 'Video Capture Device'
Device HP TrueVision HD
Deactivate
Configure Video
Configure Crossbar
Resolution/FPS Type Device Default
Resolution
Video Format Any
Color Space Default
Color Range Default
Buffering Auto-Detect
Defaults
OK
Cancel
You should be able to see your image in laptop
Only if it has inbuilt camera or one installed
Press OK
Scenes
Scene
Scene Transitions
Controls
Start Streaming
Start Recording
Studio Mode
300 ms
Video Capture Device
0.0 dB
LIVE: 00:00:00
REC: 00:00:00
CPU: 3.1%, 30.00 fps
www.hemakumar.in

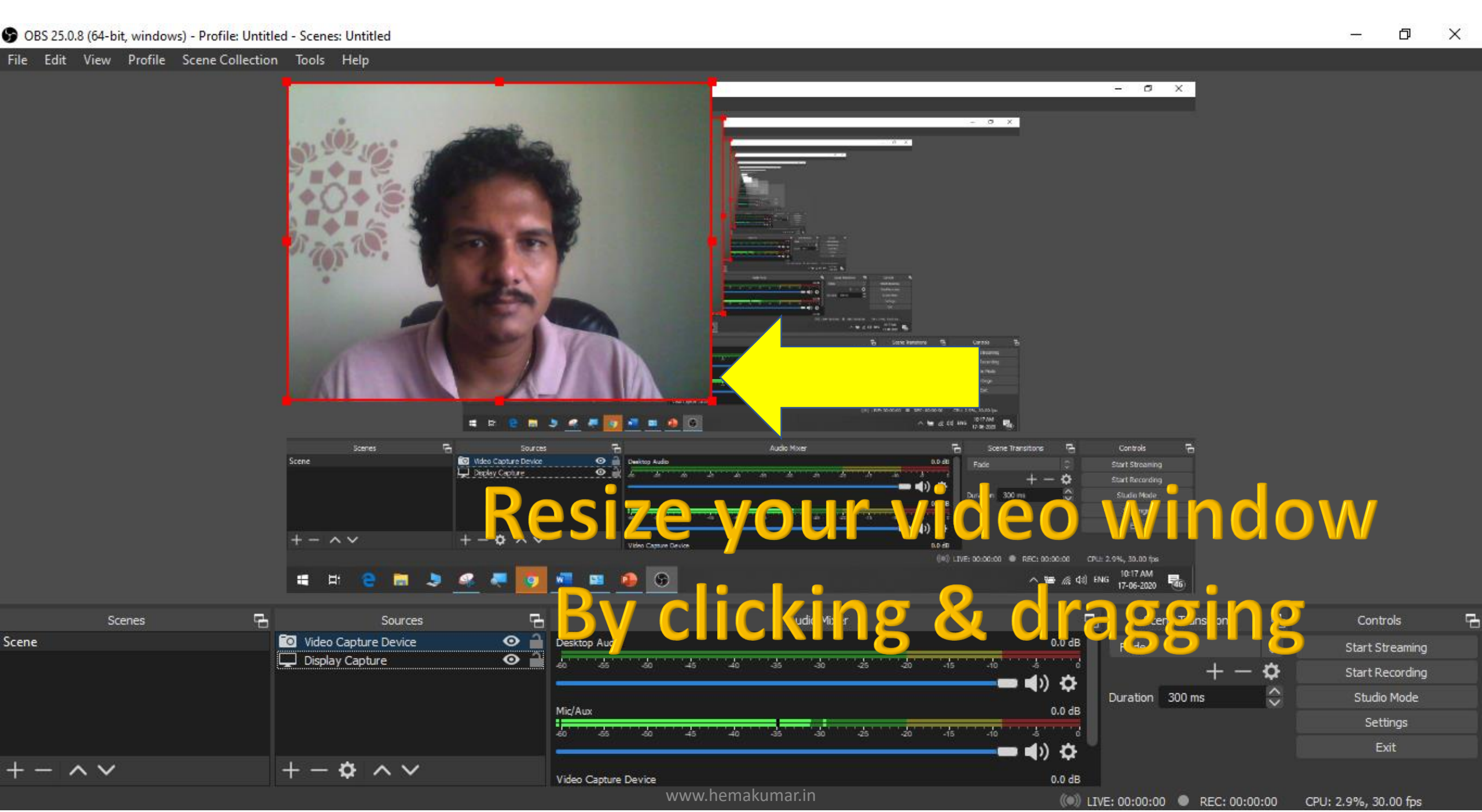
OBS 25.0.8 (64-bit, windows) - Profile: Untitled - Scenes: Untitled
File Edit View Profile Scene Collection Tools Help
Resize your video window
By clicking & dragging
Scenes
Scene
Sources
Video Capture Device
Display Capture
Audio Mixer
Desktop Audio 0.0 dB
Mic/Aux 0.0 dB
Video Capture Device 0.0 dB
Scene Transitions
Fade
Duration 300 ms
Controls
Start Streaming
Start Recording
Studio Mode
Settings
Exit
www.hemakumar.in
LIVE: 00:00:00 REC: 00:00:00 CPU: 2.9%, 30.00 fps

OBS 25.0.8 (64-bit, windows) - Profile: Untitled - Scenes: Untitled

File Edit View Profile Scene Collection Tools Help

Use the RED dots on the box to resize
And place it in ur desired location

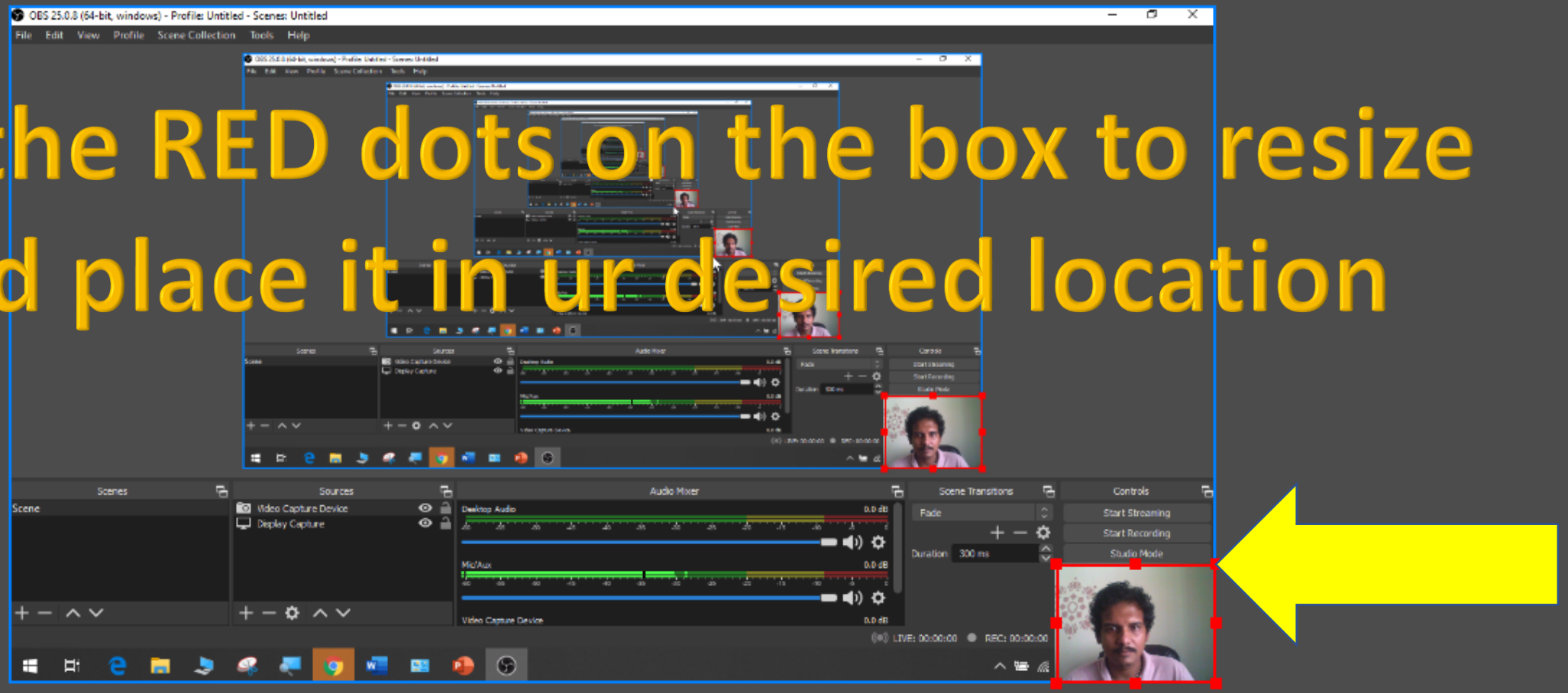

Scenes

Scene

Sources

Video Capture Device

Display Capture

Audio Mixer

Desktop Audio 0.0 dB

Mic/Aux 0.0 dB

Video Capture Device 0.0 dB

Scene Transitions

Fade

Duration 300 ms

Controls

Start Streaming

Start Recording

Studio Mode

Settings

Exit

www.hemakumar.in

LIVE: 00:00:00 REC: 00:00:00 CPU: 3.0%, 30.00 fps

Open Youtube.com in browser

youtube.com

YouTube IN

Home
Trending
Subscriptions

Library
History
Your videos
Watch later
DSST 2020
Show more

SUBSCRIPTIONS

Spiritual Mantra
Doordarshan Natio...
Meditational State

Recommended

Innovative Product Design Using Arduino
Atal Incubation Centre-PEC ...
35 watching
LIVE NOW

India's Huge Problem | Tamil | Madan Gowri
Madan Gowri
981K views • 2 days ago

Livestream Meditation | Meditate with Adam #89 |...
OnlineMeditation
Scheduled for 20/06/2020, 00:00
SET REMINDER

Famous Powerful Mantra 108 Time
Spiritual Mantra
4.3K watching
LIVE NOW

www.hemakumar.in

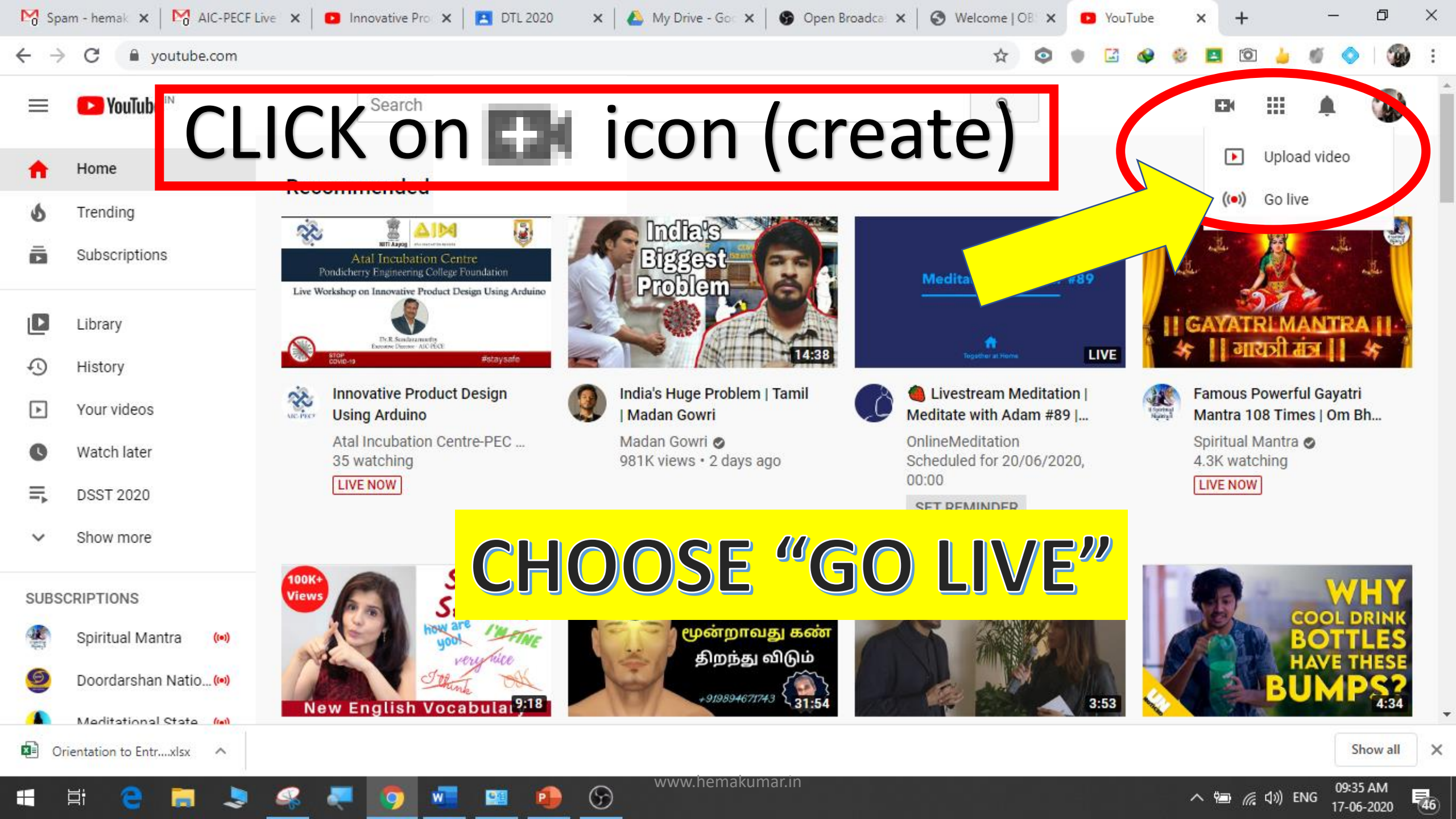
CLICK on icon (create)
CHOOSE "GO LIVE"
Upload video
Go live
Home
Trending
Subscriptions
Library
History
Your videos
Watch later
DSST 2020
Show more
SUBSCRIPTIONS
Spiritual Mantra
Doordarshan Natio...
Meditational State
Atal Incubation Centre
Pondicherry Engineering College Foundation
Live Workshop on Innovative Product Design Using Arduino
India's Biggest Problem
14:38
LIVE
GAYATRI MANTRA
Innovative Product Design Using Arduino
Atal Incubation Centre-PEC ...
35 watching
LIVE NOW
India's Huge Problem | Tamil | Madan Gowri
Madan Gowri
981K views • 2 days ago
Livestream Meditation | Meditate with Adam #89 |...
OnlineMeditation
Scheduled for 20/06/2020, 00:00
Famous Powerful Gayatri Mantra 108 Times | Om Bh...
Spiritual Mantra
4.3K watching
LIVE NOW
100K+ Views
New English Vocabulary
9:18
31:54
3:53
WHY COOL DRINK BOTTLES HAVE THESE BUMPS?
4:34
Orientation to Entr....xlsx
Show all
www.hemakumar.in
09:35 AM
17-06-2020

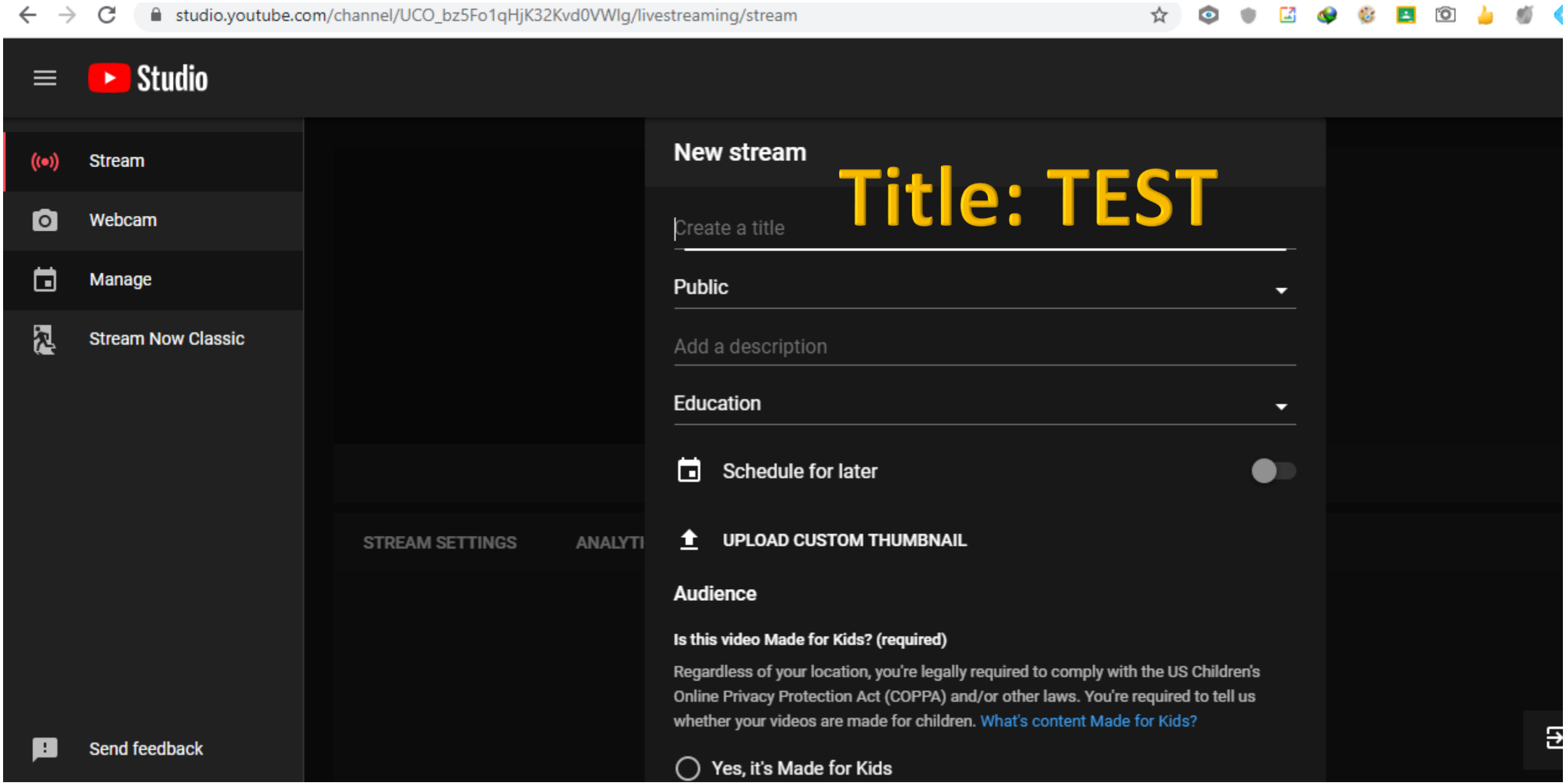
studio.youtube.com/channel/UCO_bz5Fo1qHjK32Kvd0VWIg/livestreaming/stream
Studio
Stream
Webcam
Manage
Stream Now Classic
Send feedback
STREAM SETTINGS
ANALYTI
New stream
Title: TEST
Create a title
Public
Add a description
Education
Schedule for later
UPLOAD CUSTOM THUMBNAIL
Audience
Is this video Made for Kids? (required)
Regardless of your location, you're legally required to comply with the US Children's Online Privacy Protection Act (COPPA) and/or other laws. You're required to tell us whether your videos are made for children. What's content Made for Kids?
Yes, it's Made for Kids

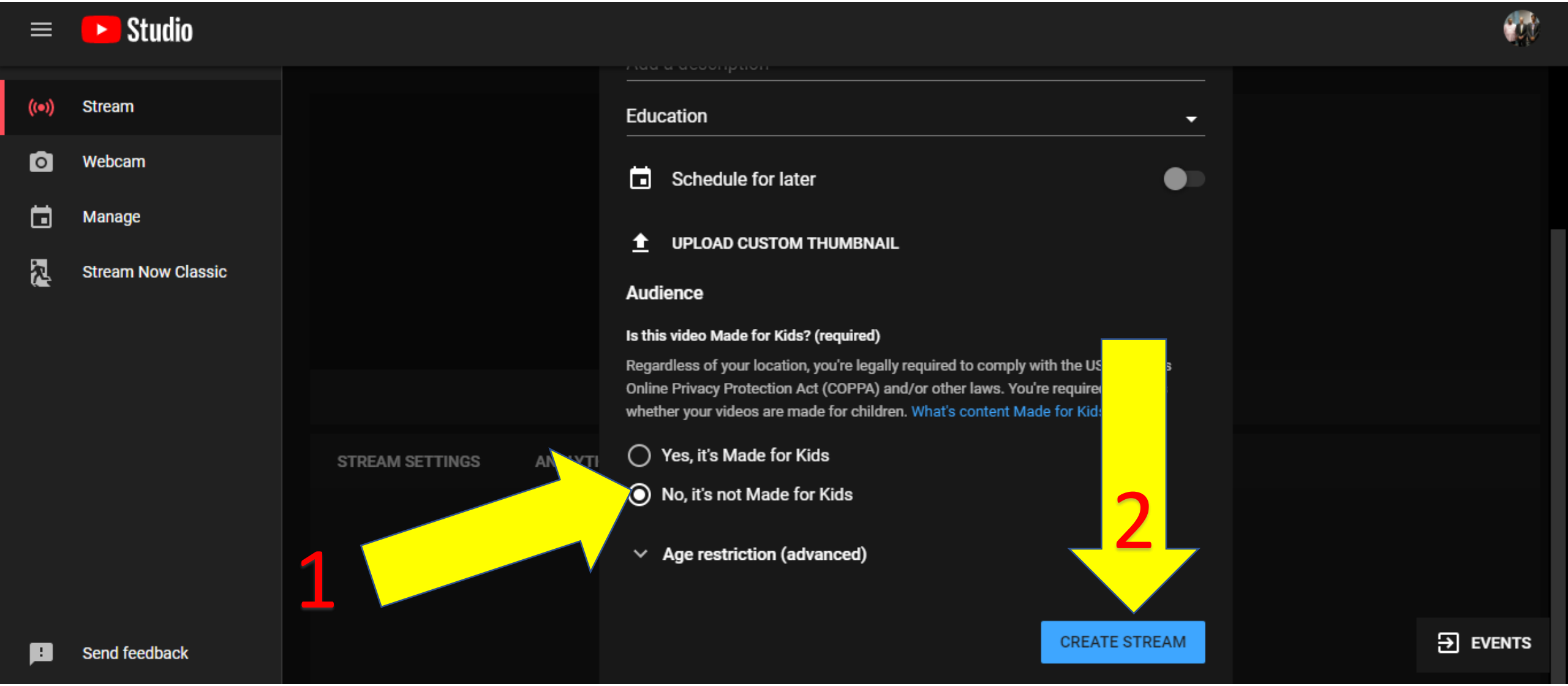
Studio
Stream
Webcam
Manage
Stream Now Classic
Send feedback
Education
Schedule for later
UPLOAD CUSTOM THUMBNAIL
Audience
Is this video Made for Kids? (required)
Regardless of your location, you're legally required to comply with the US
Online Privacy Protection Act (COPPA) and/or other laws. You're require
whether your videos are made for children. What's content Made for Kid
Yes, it's Made for Kids
No, it's not Made for Kids
Age restriction (advanced)
STREAM SETTINGS
1
2
CREATE STREAM
EVENTS

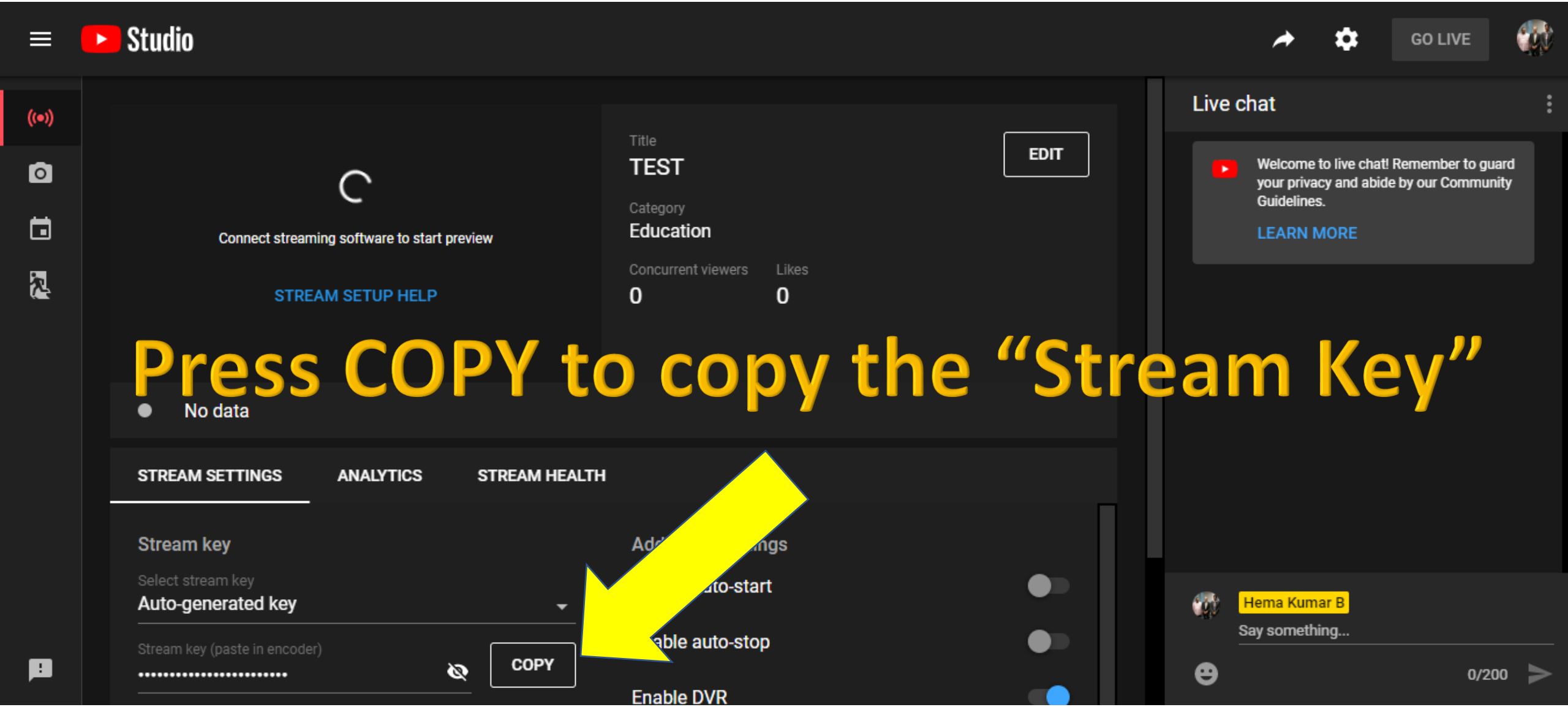
Studio
GO LIVE
Connect streaming software to start preview
STREAM SETUP HELP
Title
TEST
EDIT
Category
Education
Concurrent viewers
0
Likes
0
Press COPY to copy the “Stream Key”
No data
STREAM SETTINGS
ANALYTICS
STREAM HEALTH
Stream key
Select stream key
Auto-generated key
Stream key (paste in encoder)
COPY
Enable DVR
Live chat
Welcome to live chat! Remember to guard your privacy and abide by our Community Guidelines.
LEARN MORE
Hema Kumar B
Say something...
0/200

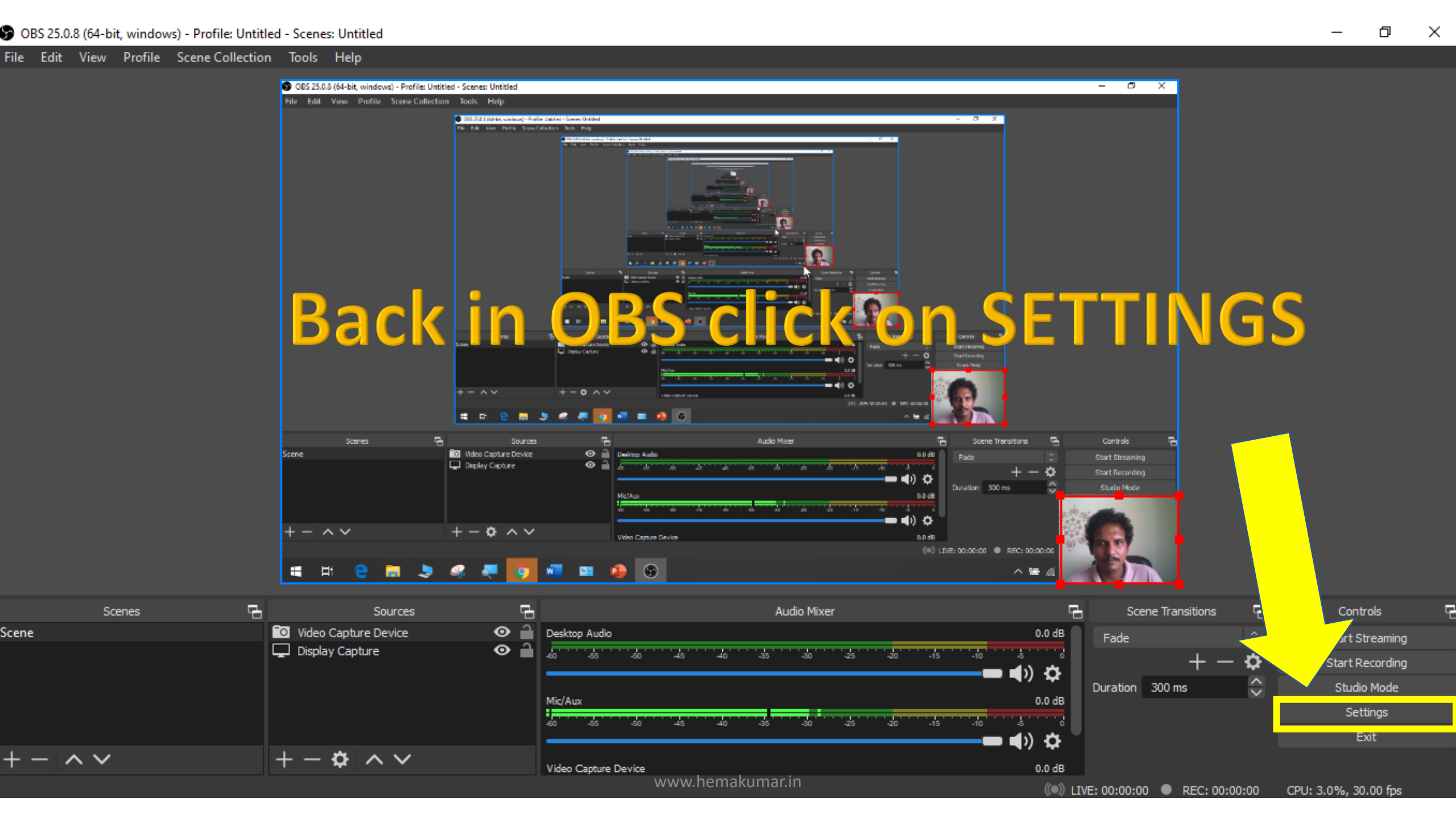
OBS 25.0.8 (64-bit, windows) - Profile: Untitled - Scenes: Untitled
File Edit View Profile Scene Collection Tools Help
Back in OBS click on SETTINGS
Scenes
Scene
Sources
Video Capture Device
Display Capture
Audio Mixer
Desktop Audio 0.0 dB
Mic/Aux 0.0 dB
Video Capture Device 0.0 dB
Scene Transitions
Fade
Duration 300 ms
Controls
Start Streaming
Start Recording
Studio Mode
Settings
Exit
www.hemakumar.in
LIVE: 00:00:00
REC: 00:00:00
CPU: 3.0%, 30.00 fps

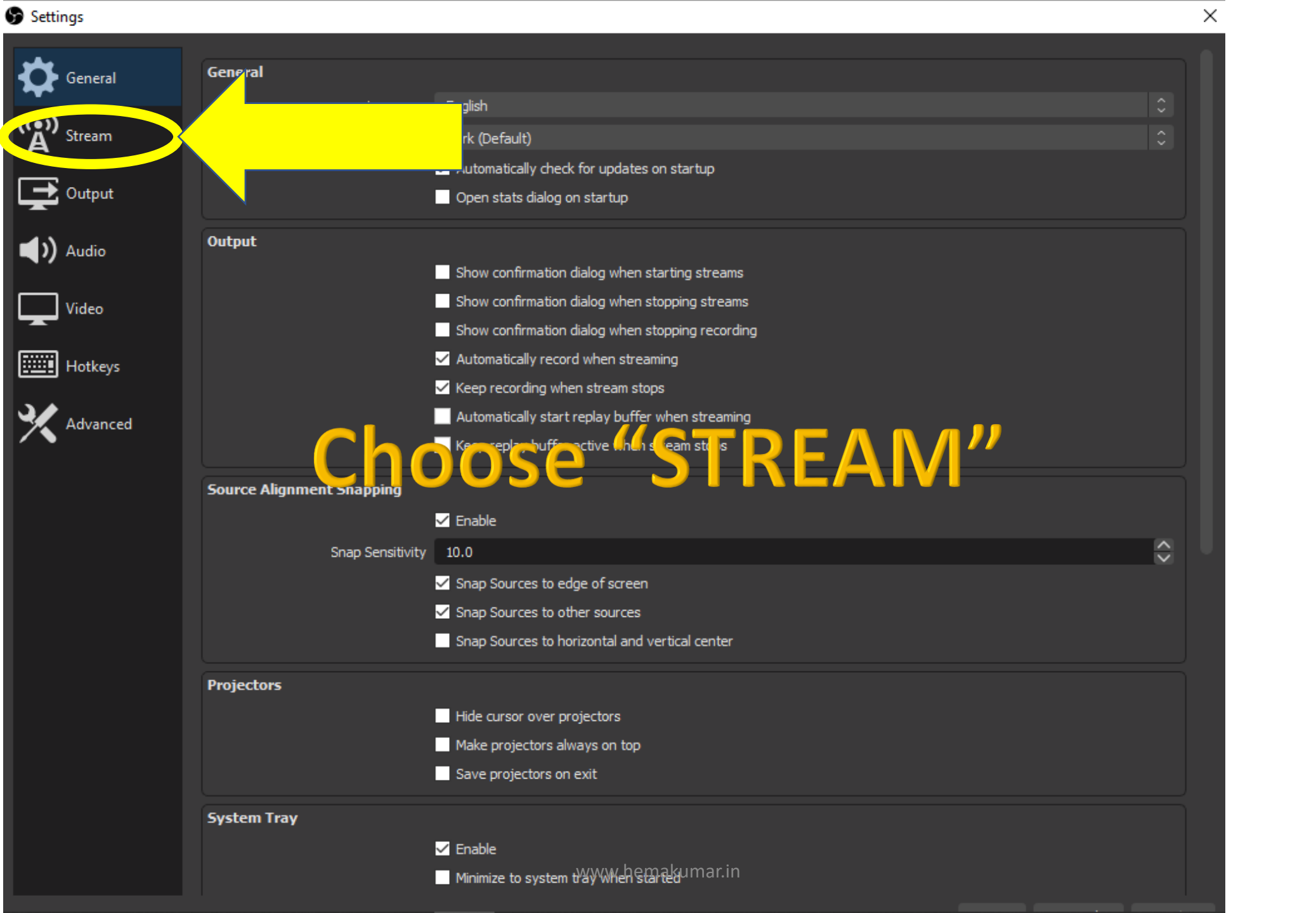
Settings
General
Stream
Output
Audio
Video
Hotkeys
Advanced
General
English
rk (Default)
Automatically check for updates on startup
Open stats dialog on startup
Output
Show confirmation dialog when starting streams
Show confirmation dialog when stopping streams
Show confirmation dialog when stopping recording
Automatically record when streaming
Keep recording when stream stops
Automatically start replay buffer when streaming
Source Alignment Snapping
Enable
Snap Sensitivity
10.0
Snap Sources to edge of screen
Snap Sources to other sources
Snap Sources to horizontal and vertical center
Projectors
Hide cursor over projectors
Make projectors always on top
Save projectors on exit
System Tray
Enable
Minimize to system tray when started
Choose "STREAM"
www.hemakumar.in

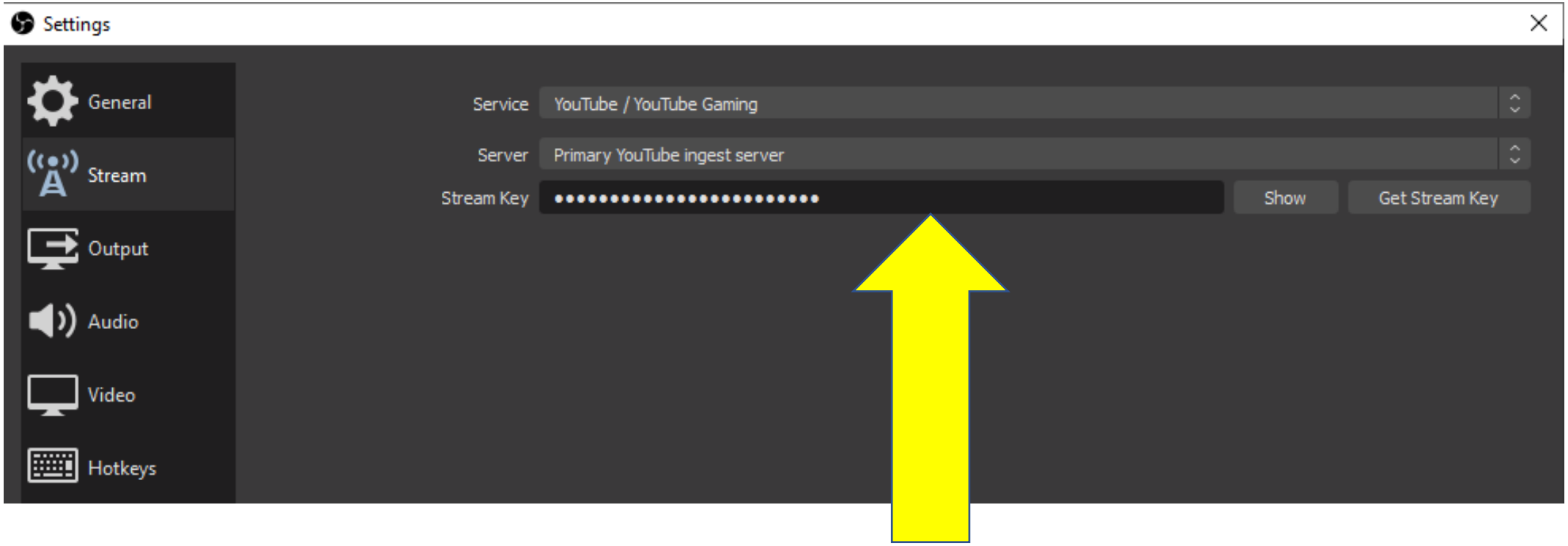

Paste the STREAM KEY copied from YouTube LIVE and click “APPLY” and “OK”

OBS 25.0.8 (64-bit, windows) - Profile: Untitled - Scenes: Untitled

File Edit View Profile Scene Collection Tools Help

click on START STREAMING

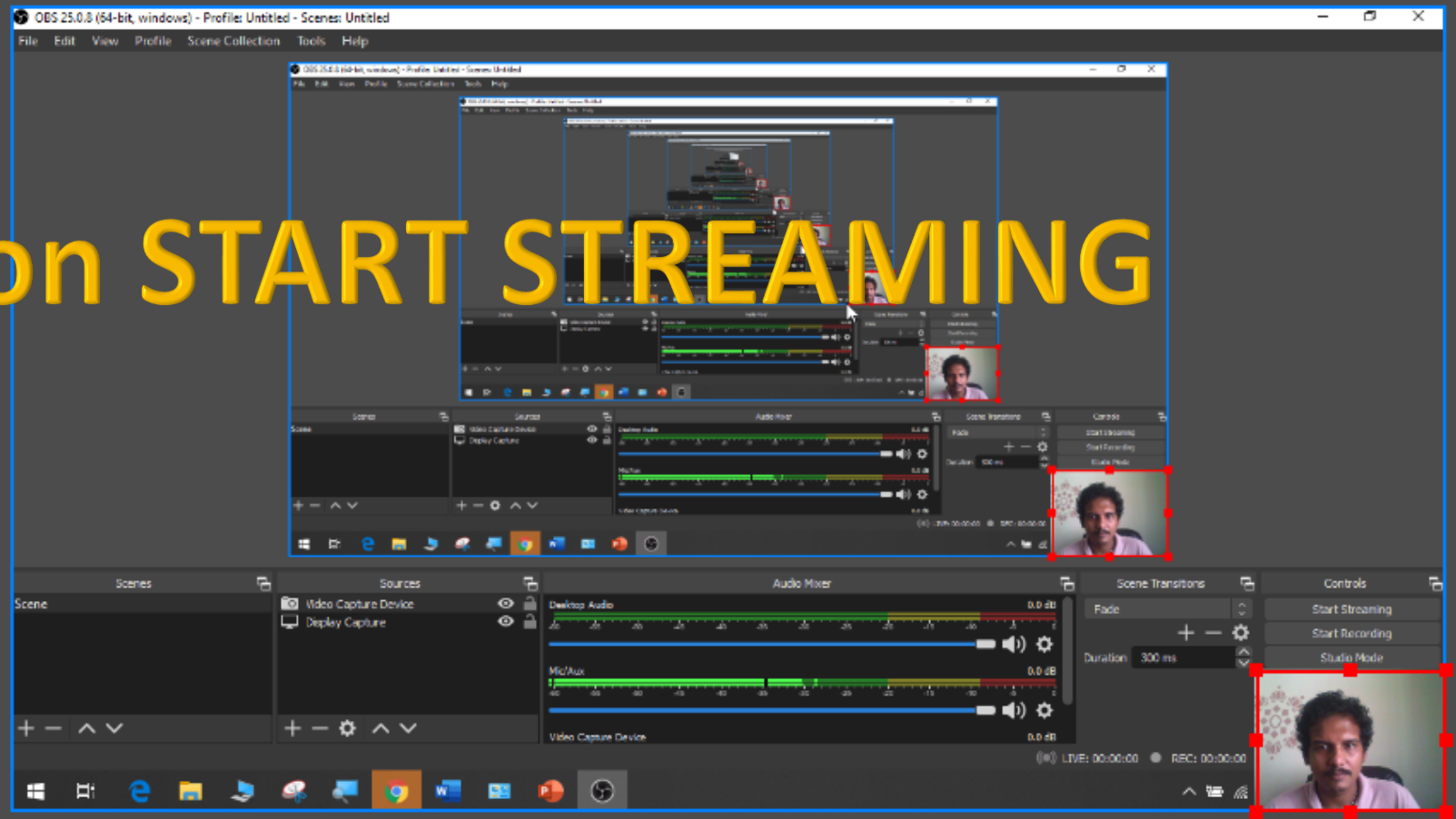

Scenes

Scene

Sources

Video Capture Device

Display Capture

Audio Mixer

Desktop Audio 0.0 dB

Mic/Aux 0.0 dB

Video Capture Device 0.0 dB

Scene Transitions

Fade

Duration 300 ms

Controls

Start Streaming

Start Recording

Studio Mode

Settings

Exit

www.hemakumar.in

LIVE: 00:00:00 REC: 00:00:00 CPU: 3.0%, 30.00 fps

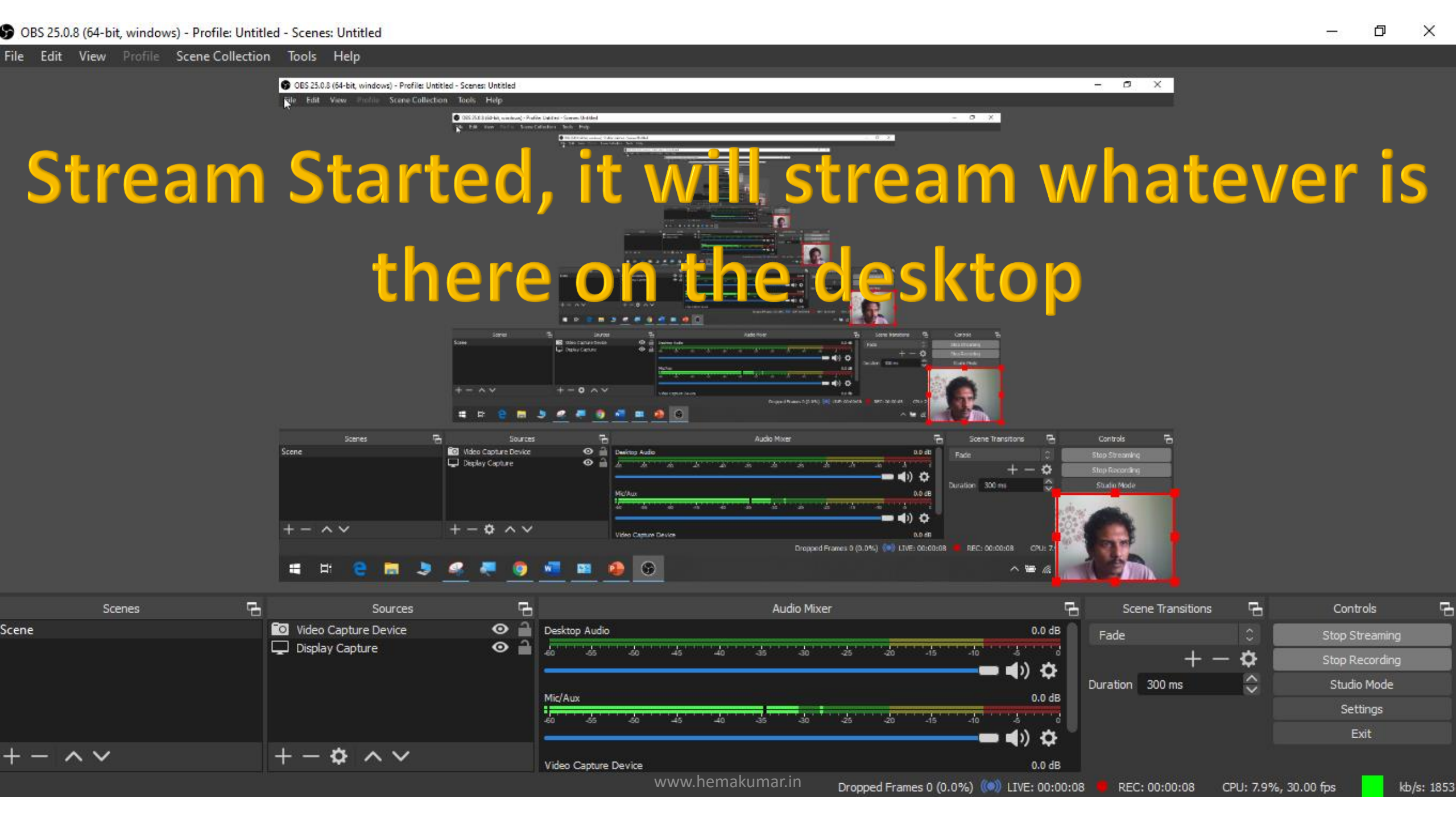
OBS 25.0.8 (64-bit, windows) - Profile: Untitled - Scenes: Untitled
File Edit View Profile Scene Collection Tools Help
Stream Started, it will stream whatever is there on the desktop
Scenes
Scene
Sources
Video Capture Device
Display Capture
Audio Mixer
Desktop Audio 0.0 dB
Mic/Aux 0.0 dB
Video Capture Device 0.0 dB
Scene Transitions
Fade
Duration 300 ms
Controls
Stop Streaming
Stop Recording
Studio Mode
Settings
Exit
www.hemakumar.in
Dropped Frames 0 (0.0%)
LIVE: 00:00:08
REC: 00:00:08
CPU: 7.9%, 30.00 fps
kb/s: 1853

Back in YouTube

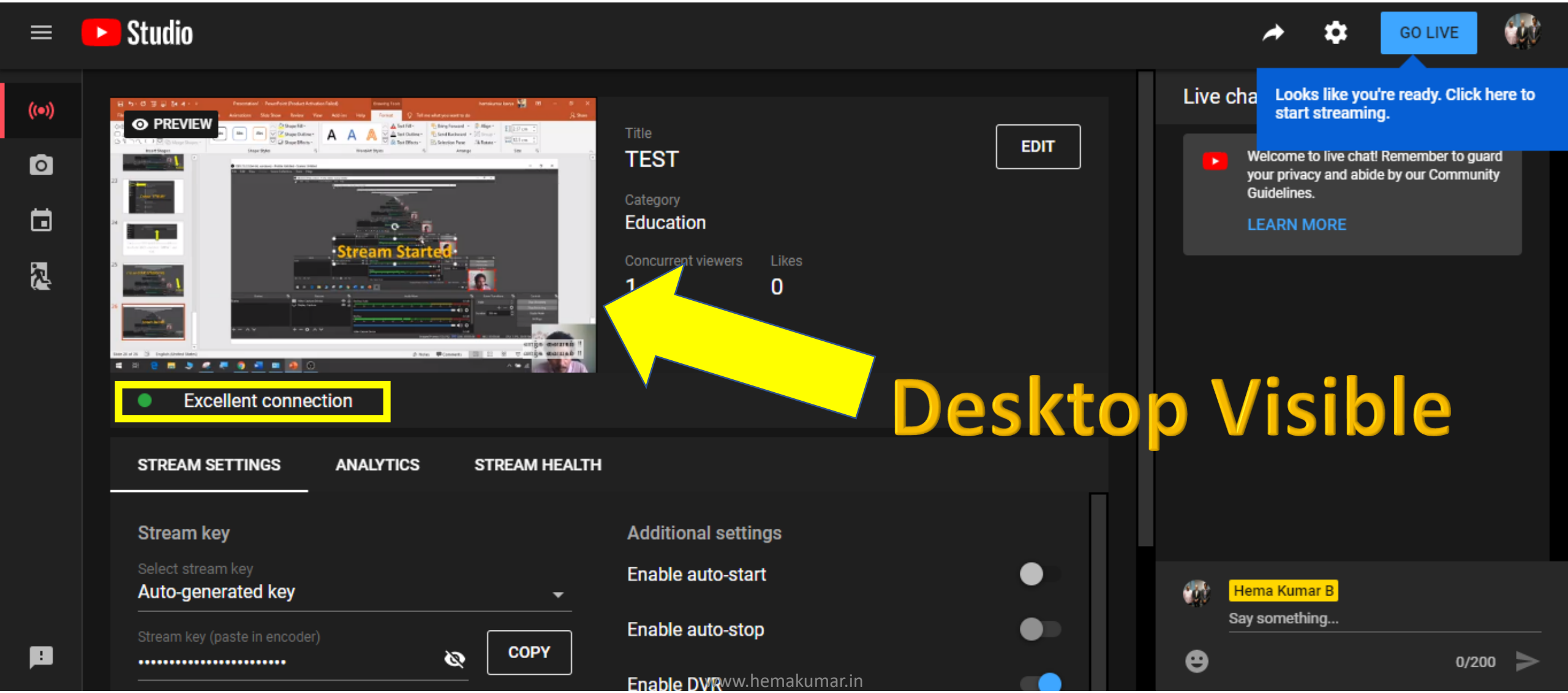

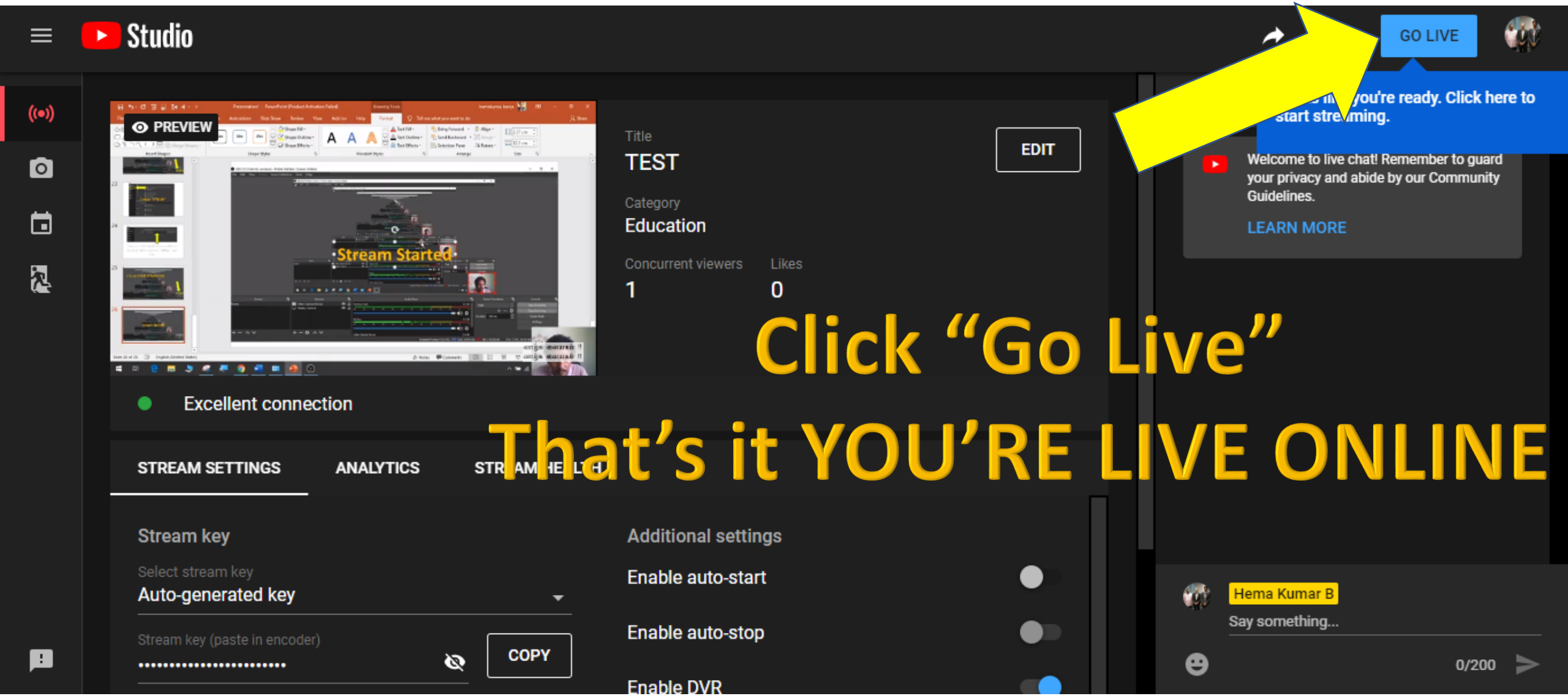
Studio
GO LIVE
you're ready. Click here to start streaming.
PREVIEW
Stream Started
Title
TEST
EDIT
Category
Education
Concurrent viewers
1
Likes
0
Welcome to live chat! Remember to guard your privacy and abide by our Community Guidelines.
LEARN MORE
Excellent connection
Click “Go Live”
That’s it YOU’RE LIVE ONLINE
STREAM SETTINGS
ANALYTICS
Stream key
Select stream key
Auto-generated key
Stream key (paste in encoder)
COPY
Additional settings
Enable auto-start
Enable auto-stop
Enable DVR
Hema Kumar B
Say something...
0/200

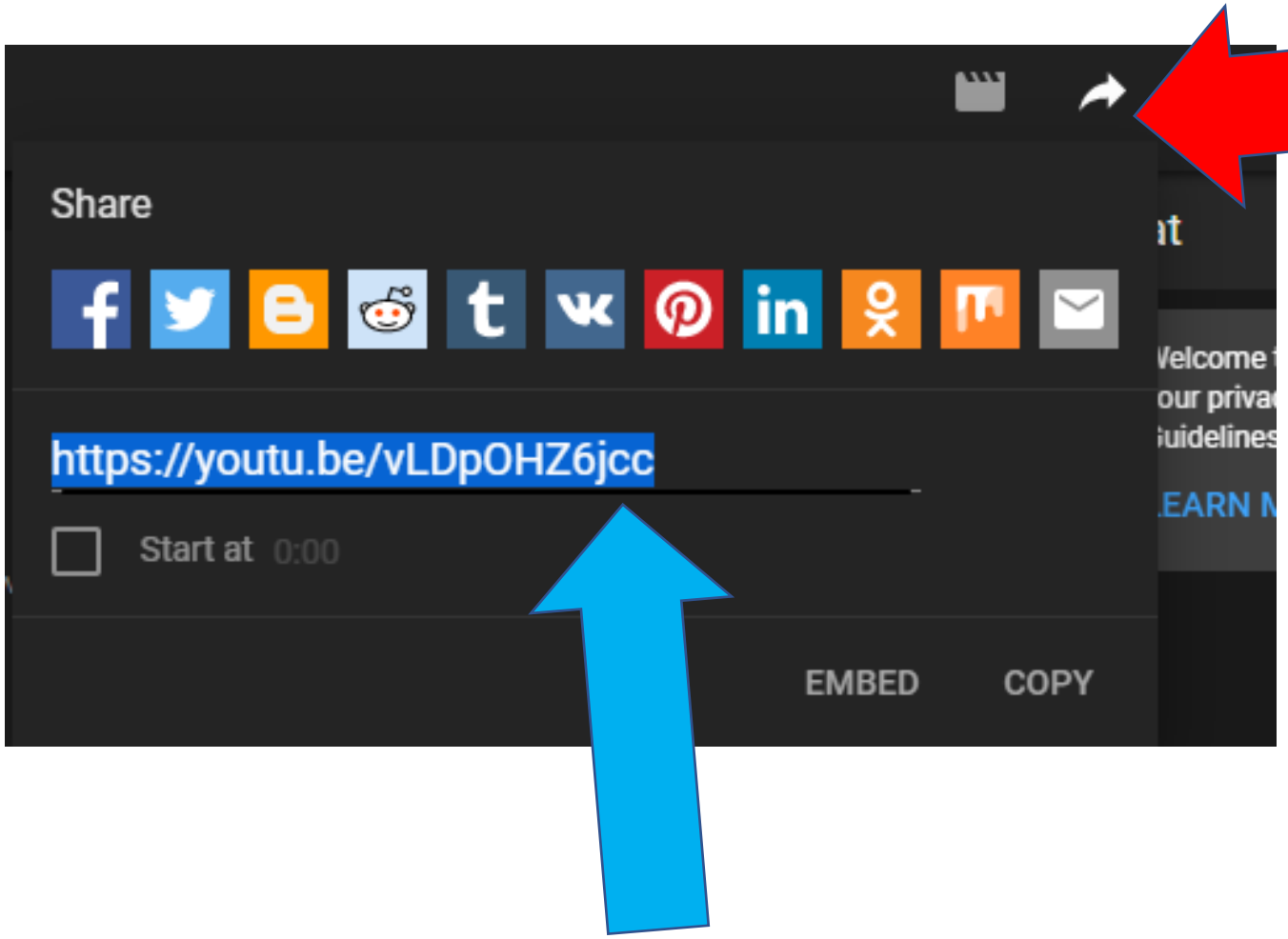

SHARE BUTTON

Ur Link to be shared

Your DESKTOP IS LIVE on YouTube

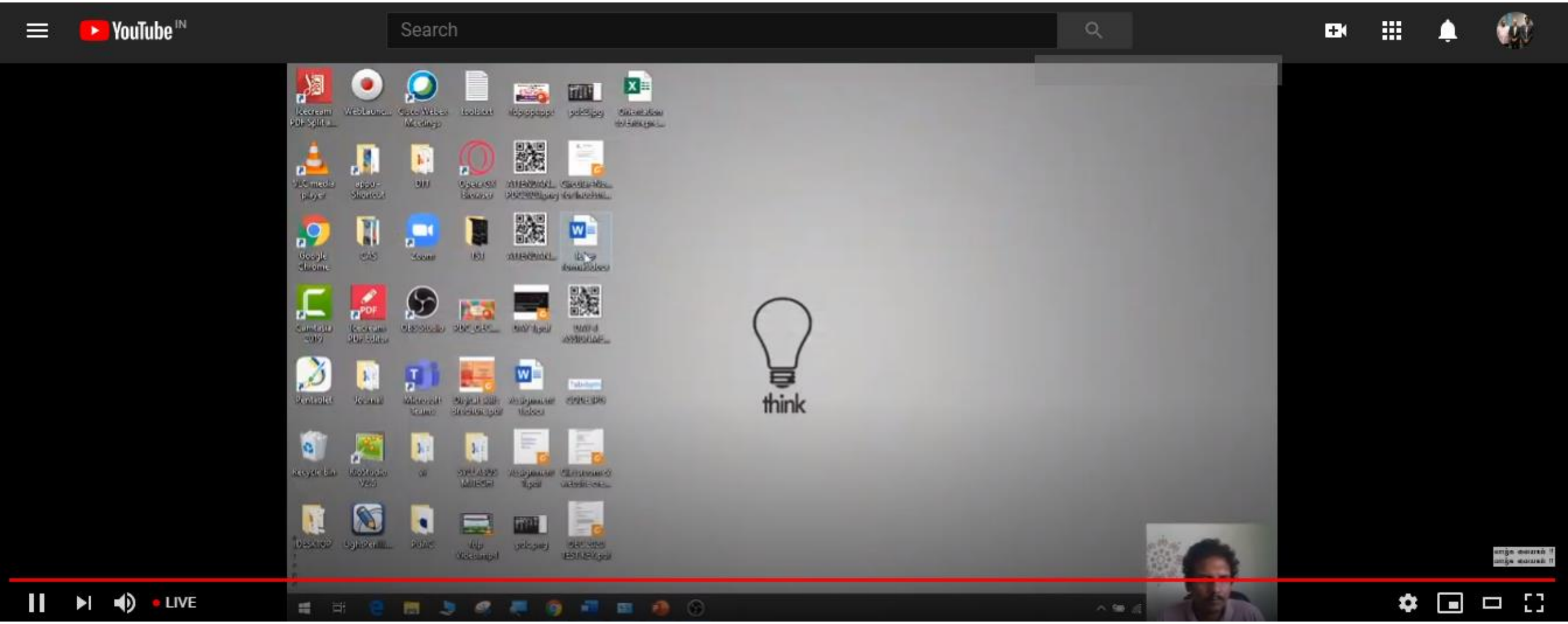

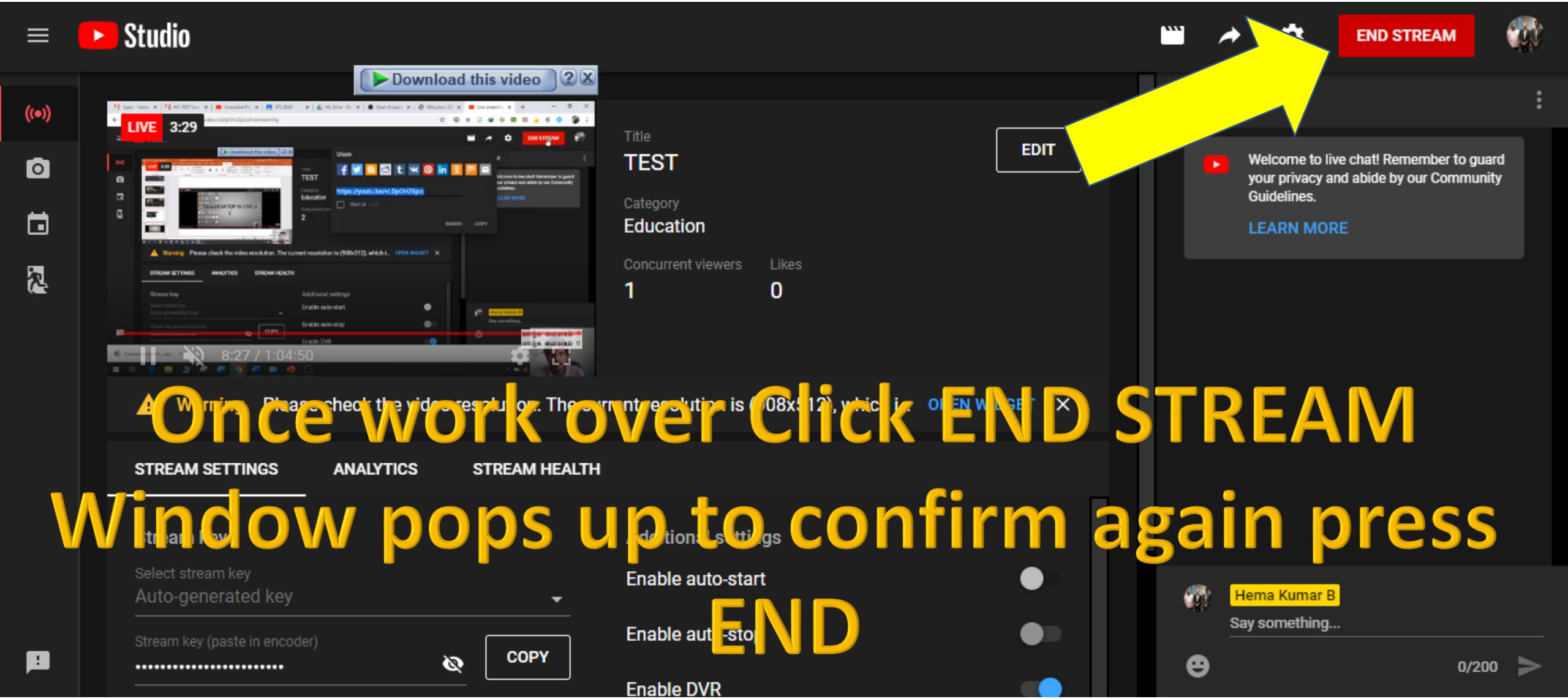
Studio
END STREAM
Download this video
LIVE 3:29
8:27 / 1:04:50
Title
TEST
Category
Education
Concurrent viewers
1
Likes
0
EDIT
Welcome to live chat! Remember to guard your privacy and abide by our Community Guidelines.
LEARN MORE
STREAM SETTINGS
ANALYTICS
STREAM HEALTH
Select stream key
Auto-generated key
Stream key (paste in encoder)
COPY
Enable auto-start
Enable DVR
Hema Kumar B
Say something...
0/200
Once work over Click END STREAM
Window pops up to confirm again press
END

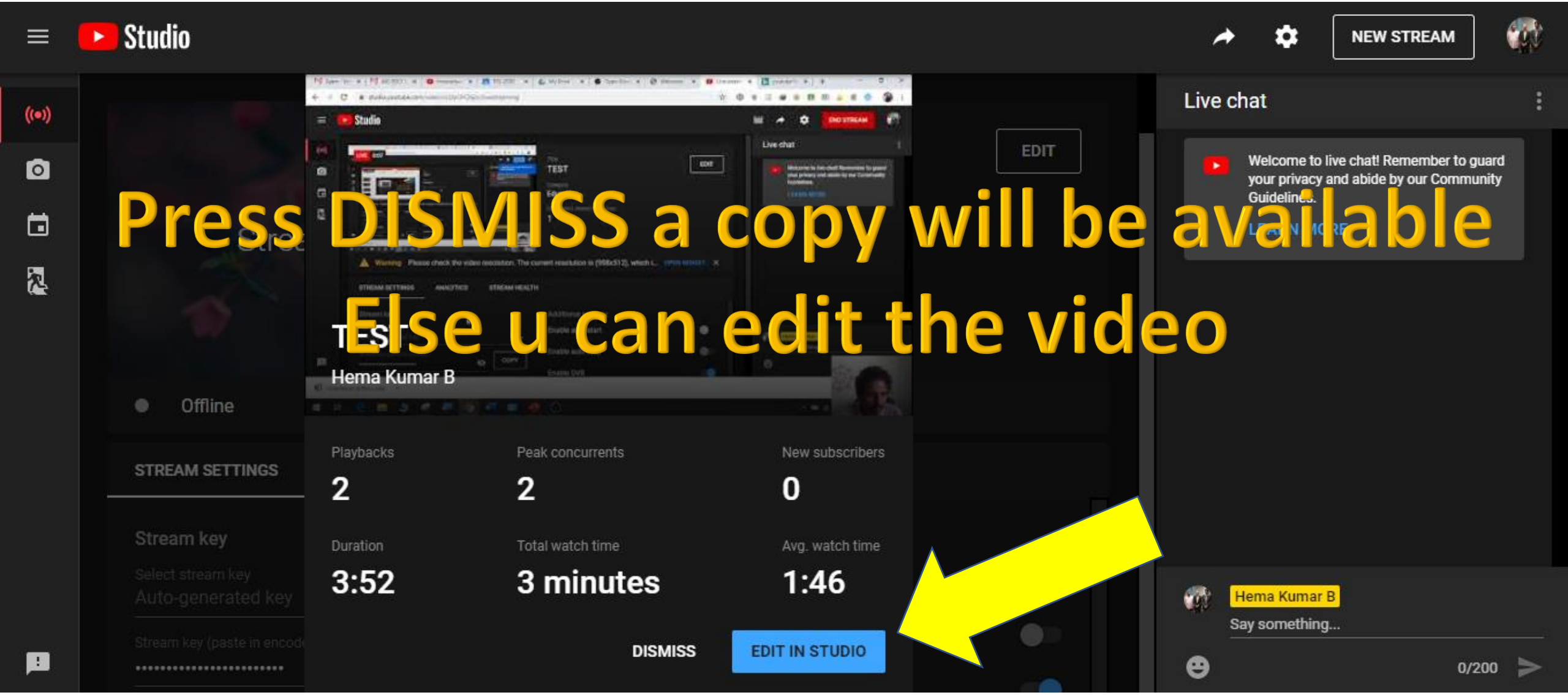
Studio
NEW STREAM
Live chat
Welcome to live chat! Remember to guard your privacy and abide by our Community Guidelines.
EDIT
Press DISMISS a copy will be available
Else u can edit the video
TEST
Hema Kumar B
Offline
STREAM SETTINGS
Stream key
Select stream key
Auto-generated key
Playbacks
2
Peak concurrents
2
New subscribers
0
Duration
3:52
Total watch time
3 minutes
Avg. watch time
1:46
DISMISS
EDIT IN STUDIO
Hema Kumar B
Say something...
0/200

Back in OBS press “STOP STREAMING”

And EXIT

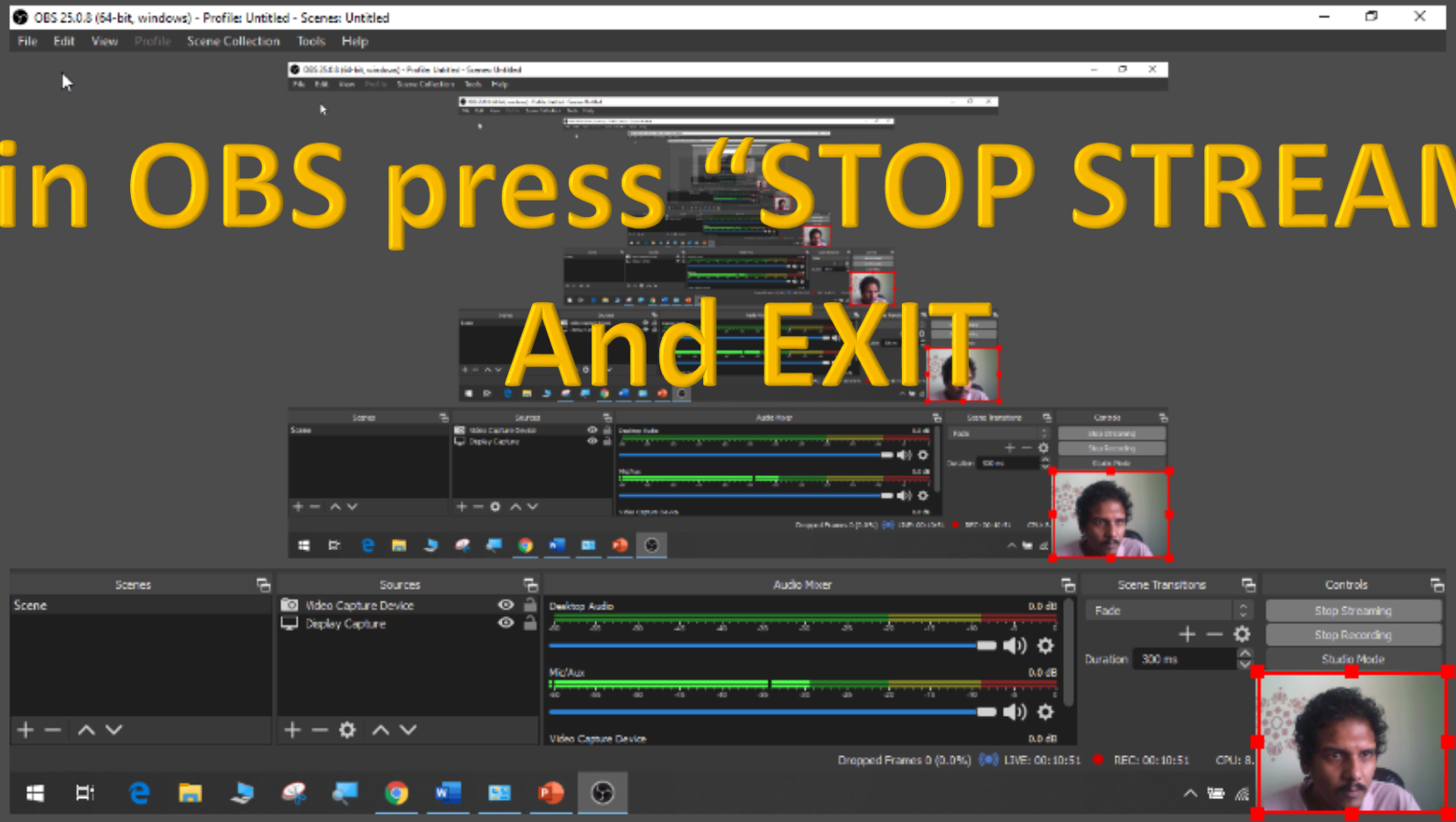

Scenes
Scene
Sources
Video Capture Device
Display Capture
Audio Mixer
Desktop Audio 0.0 dB
Mic/Aux 0.0 dB
Video Capture Device 0.0 dB
Scene Transitions
Fade
Duration 300 ms
Controls
Stop Streaming
Stop Recording
Studio Mode
Settings
Exit
Dropped Frames 0 (0.0%)
LIVE: 00:10:51
REC: 00:10:51
CPU: 8.1%, 30.00 fps
kb/s: 2624

www.hemakumar.in

Heads up, the Classic uploader will be going away soon. Learn about the new uploader in YouTube Studio and everything that it can do. LEARN M

Studio

Search across your channel

Download this video

CREA

Channel videos

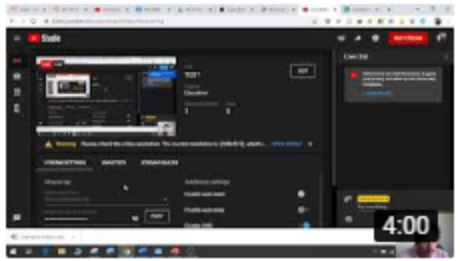

Your video

TEST

Details

Analytics

Editor

Settings

Send feedback

Edit and apply elements on a timeline

In one place, you can edit your video, add end screens and more.

Orientation to Entr....xlsx
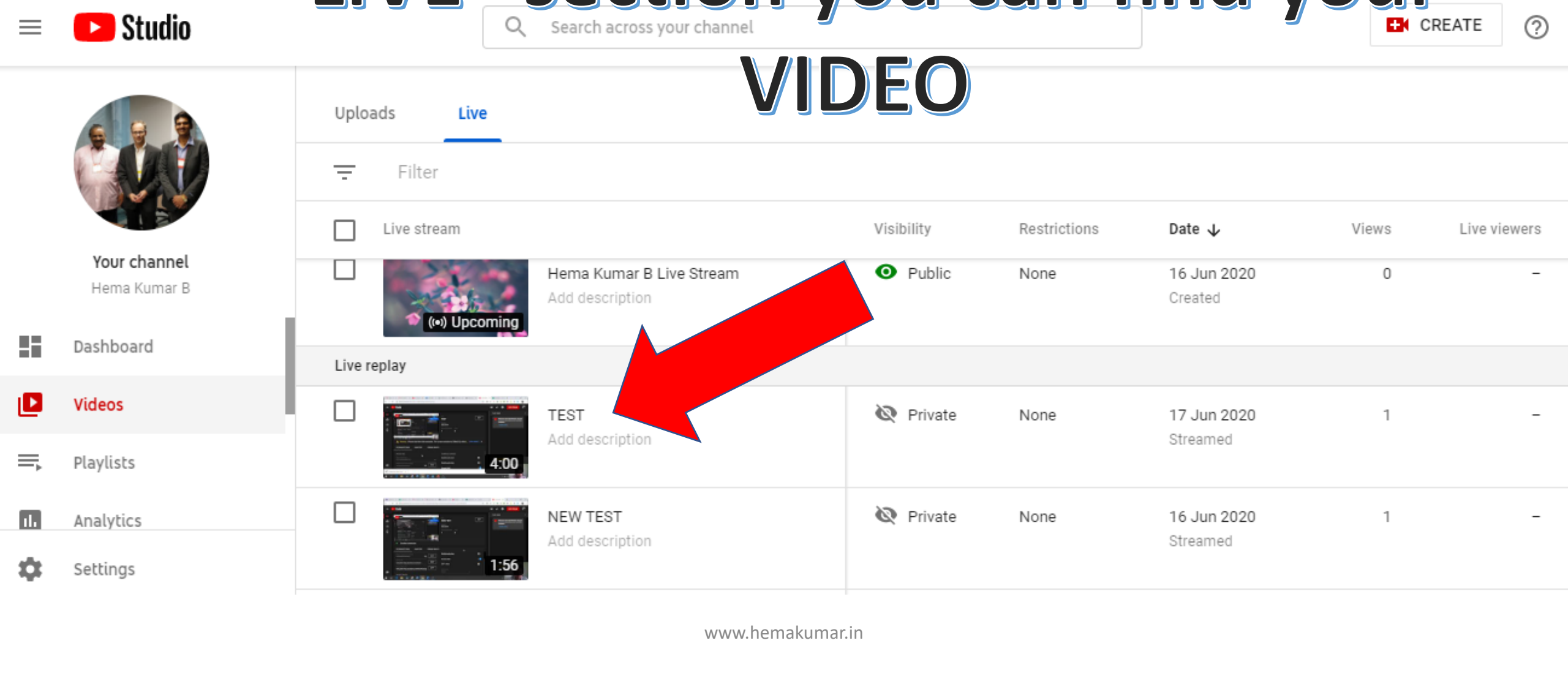
Under YouTube Studio, under "LIVE" section you can find your VIDEO